

SUMMARY REPORT OF DISBURSEMENTS
For the Month of December 2015


Department : **SUC**
 Agency : **BENQUET STATE UNIVERSITY**
 Operating Unit :
 Organization Code (UACS) : **08 017 00 00000**
 Funding Source : **01101101**


PARTICULARS	CURRENT YEAR BUDGET					SUB-TOTAL	TRUST LIABILITIES				GRAND TOTAL					Remarks
	PS	MOOE	Fin. Exp.	CO	TOTAL		PS	MOOE	CO	TOTAL	PS	MOOE	Fin. Exp.	CO	TOTAL	
(1)	2.00	3	4	5	6=(2+3+4+5)	18=(6+17)	19	20	21	22=(19+20+21)	23	24	25	26	27=(23+24+25+26)	28
Notice of Cash Allocation					-	-				-	-	-	-	-	-	-
MDS Checks Issued	35,193,697.98	4,881,335.47	-	13,141,845.31	53,216,878.76	53,216,878.76				-	35,193,697.98	4,881,335.47	-	13,141,845.31	53,216,878.76	
Advice to Debit Account					-	-				-	-	-	-	-	-	-
Working Fund(NCA Issued to BTr)					-	-				-	-	-	-	-	-	-
Tax Remittance Advices Issued (TRA)	2,536,992.86	358,914.84		816,022.97	3,711,930.67	3,711,930.67				-	2,536,992.86	358,914.84	-	816,022.97	3,711,930.67	
Cash Disbursement Ceiling(CDC)					-	-				-	-	-	-	-	-	-
Non-Cash Availment Authority (NCAA)					-	-				-	-	-	-	-	-	-
Others (CDT, BTr Docs Stamp, etc.)					-	-				-	-	-	-	-	-	-
TOTAL	37,730,690.84	5,240,250.31	-	13,957,868.28	56,928,809.43	56,928,809.43	-	-	-	-	37,730,690.84	5,240,250.31	-	13,957,868.28	56,928,809.43	

SUMMARY:

Total Disbursement Authorities Received	<u>Previous Report</u>	<u>This Month</u>	<u>Previous Report</u>	<u>This Month</u>	<u>As of Date</u>
Unexpended Balance of NCA, previous month	6,224,567.46	6,622,883.90	Total Disbursements Program	45,478,139.53	117,011,763.20
NCA	36,521,649.00	67,821,693.00	Less: Actual Disbursements	38,855,255.63	95,784,065.06
Working Fund			Lapsed NCA	-	-
TRA	2,731,923.07	3,711,930.67	(Over)/under spending	6,622,883.90	21,227,698.14
CDC					
NCAA					
Others (CDC, BTr Docs Stamp, etc.)					
Less: Notice of Transfer Allocation (NTA) Issued					
Total Disbursement Authorities Available	45,478,139.53	78,156,507.57			
Less: Lapsed NCA	-	-			
Disbursements	38,855,255.63	56,928,809.43			
Balance of Disbursements Authorities as of to date	<u>6,622,883.90</u>	<u>21,227,698.14</u>			

Certified Correct:


IMELDA B. GALINATO
 Agency Chief Accountant
 Date:

Approved By: 
JONES K. FELECIANO
 OIC-Office of the President-BSU

SUMMARY REPORT OF DISBURSEMENTS
For the Month of NOVEMBER 2015

Department : **SUC**
 Agency : **BENGUET STATE UNIVERSITY**
 Operating Unit :
 Organization Code (UACS) : **08 017 00 00000**
 Funding Source : **01101101**

PARTICULARS	CURRENT YEAR BUDGET					SUB-TOTAL	TRUST LIABILITIES				GRAND TOTAL					Remarks
	PS	MOOE	Fin. Exp.	CO	TOTAL		PS	MOOE	CO	TOTAL	PS	MOOE	Fin. Exp.	CO	TOTAL	
(1)	2	3	4	5	6=(2+3+4+5)	18=(6+17)	19	20	21	22=(19+20+21)	23	24	25	26	27=(23+24+25+26)	28
Notice of Cash Allocation					-	-				-	-	-	-	-	-	-
MDS Checks Issued	25,409,542.61	8,694,869.20	-	2,018,920.75	36,123,332.56	36,123,332.56				-	25,409,542.61	8,694,869.20	-	2,018,920.75	36,123,332.56	
Advice to Debit Account					-	-				-	-	-	-	-	-	-
Working Fund(NCA Issued to BTr)					-	-				-	-	-	-	-	-	-
Tax Remittance Advices Issued (TRA)	2,543,408.65	81,258.90		107,255.52	2,731,923.07	2,731,923.07				-	2,543,408.65	81,258.90	-	107,255.52	2,731,923.07	
Cash Disbursement Ceiling(CDC)					-	-				-	-	-	-	-	-	-
Non-Cash Availment Authority (NCAA)					-	-				-	-	-	-	-	-	-
Others (CDT, BTr Docs Stamp,etc.)					-	-				-	-	-	-	-	-	-
TOTAL	27,952,951.26	8,776,128.10	-	2,126,176.27	38,855,255.63	38,855,255.63	-	-	-	-	27,952,951.26	8,776,128.10	-	2,126,176.27	38,855,255.63	

SUMMARY:

Total Disbursement Authorities Received	<u>Previous Report</u>	<u>This Month</u>	Total Disbursements Program	<u>Previous Report</u>	<u>This Month</u>	<u>As of Date</u>
Unexpended Balance of NCA, previous month	33,443,348.91	6,224,567.46			45,478,139.53	45,478,139.53
NCA	29,908,624.04	36,521,649.00	Less: Actual Disbursements		38,855,255.63	38,855,255.63
Working Fund			Lapsed NCA		-	-
TRA	2,359,130.13	2,731,923.07	(Over)/under spending	<u>-</u>	<u>6,622,883.90</u>	<u>6,622,883.90</u>
CDC						
NCAA						
Others (CDC, BTr Docs Stamp, etc.)						
Less: Notice of Transfer Allocation (NTA) Issued						
Total Disbursement Authorities Available	<u>65,711,103.08</u>	<u>45,478,139.53</u>				
Less: Lapsed NCA	33,319,560.00					
Disbursements	26,166,975.62	38,855,255.63				
Balance of Disbursements Authorities as of to date	<u>6,224,567.46</u>	<u>6,622,883.90</u>				

Notes: The use of NTA is discouraged

*Amounts should tally

Certified Correct:

IMELDA B. GALINATO
 Agency Chief Accountant
 Date:

Approved By:

BEN D. LADILAD
 Head of Agency or Authorized Representative

SUMMARY REPORT OF DISBURSEMENTS
For the Month of OCTOBER 2015

Department : **SUC**
 Agency : **BENQUET STATE UNIVERSITY**
 Operating Unit :
 Organization Code (UACS) : **08 017 00 00000**
 Funding Source : **01101101**

PARTICULARS	CURRENT YEAR BUDGET					SUB-TOTAL	TRUST LIABILITIES				GRAND TOTAL					Remarks
	PS	MOOE	Fin. Exp.	CO	TOTAL		PS	MOOE	CO	TOTAL	PS	MOOE	Fin. Exp.	CO	TOTAL	
(1)	2	3	4	5	6=(2+3+4+5)	18=(6+17)	19	20	21	22=(19+20+21)	23	24	25	26	27=(23+24+25+26)	28
Notice of Cash Allocation					-	-				-	-	-	-	-	-	
MDS Checks Issued	16,877,593.29	5,492,378.42	-	1,437,873.78	23,807,845.49	23,807,845.49				-	16,877,593.29	5,492,378.42	-	1,437,873.78	23,807,845.49	
Advice to Debit Account					-	-				-	-	-	-	-	-	
Working Fund(NCA Issued to BTr)					-	-				-	-	-	-	-	-	
Tax Remittance Advices Issued (TRA)	1,908,008.91	77,879.89		373,241.33	2,359,130.13	2,359,130.13				-	1,908,008.91	77,879.89	-	373,241.33	2,359,130.13	
Cash Disbursement Ceiling(CDC)					-	-				-	-	-	-	-	-	
Non-Cash Availment Authority (NCAA)					-	-				-	-	-	-	-	-	
Others (CDT, BTr Docs Stamp,etc.)					-	-				-	-	-	-	-	-	
TOTAL	18,785,602.20	5,570,258.31	-	1,811,115.11	26,166,975.62	26,166,975.62	-	-	-	-	18,785,602.20	5,570,258.31	-	1,811,115.11	26,166,975.62	


SUMMARY:

	<u>Previous Report</u>	<u>This Month</u>		<u>Previous Report</u>	<u>This Month</u>	<u>As of Date</u>
Total Disbursement Authorities Received			Total Disbursements Program			
Unexpended Balance of NCA, previous month	21,030,609.48	33,443,348.91	Less: Actual Disbursements		65,711,103.08	65,711,103.08
NCA	63,977,229.00	29,908,624.04	Lapsed NCA		26,166,975.62	26,166,975.62
Working Fund			(Over)/under spending	-	6,224,567.46	6,224,567.46
TRA	4,088,439.64	2,359,130.13				
CDC						
NCAA						
Others (CDC, BTr Docs Stamp, etc.)						
Less: Notice of Transfer Allocation (NTA) Issued						
Total Disbursement Authorities Available	89,096,278.12	65,711,103.08				
Less: Lapsed NCA		33,319,560.00				
Disbursements	55,652,929.21	26,166,975.62				
Balance of Disbursements Authorities as of to date	<u>33,443,348.91</u>	<u>6,224,567.46</u>				

Notes: The use of NTA is discouraged

*Amounts should tally

Certified Correct:


IMELDA B. GALINATO

Agency Chief Accountant

Date:

Approved By:


BEN D. LADILAD

Head of Agency or Authorized Representative