


MONTHLY REPORT OF DISBURSEMENTS
For the month of July, 2018

| Department: State Universities and Colleges (SUCs) | | | | | | | | | | Agency: Benguet State University | | | | | | | | | | Operating Unit: N/A | | | | | | | | | |
|--|---------------------|--------------|----------|------------|---------------|-------------------------------|------|----------|--------------|--|---------------------------------|------|----------|----|------------------|--------------|---------------|-----------|-------------------|--------------------------|---------------|---------------|--------------|------|--------------|------------------|-------|---------|--|
| Organization Code (UACS): 080170000000 | | | | | | | | | | Fund Cluster: 01 - Regular Agency Fund | | | | | | | | | | Report Status: SUBMITTED | | | | | | | | | |
| PARTICULARS | CURRENT YEAR BUDGET | | | | | PRIOR YEAR'S BUDGET | | | | | | | | | | | | SUB-TOTAL | TRUST LIABILITIES | | | | GRAND TOTAL | | | | | REMARKS | |
| | PS | MOOE | Fin. Exp | CO | TOTAL | PRIOR YEAR'S ACCOUNTS PAYABLE | | | | | CURRENT YEAR'S ACCOUNTS PAYABLE | | | | | | | | PS | MOOE | CO | TOTAL | PS | MOOE | Fin. Exp | CO | TOTAL | | |
| | | | | | | PS | MOOE | Fin. Exp | CO | Sub-Total | PS | MOOE | Fin. Exp | CO | Sub-Total | TOTAL | | | | | | | | | | | | | |
| 1 | 2 | 3 | 4 | 5 | 6=(2+3+4+5) | 7 | 8 | 9 | 10 | 11=(7+8+9+10) | 12 | 13 | 14 | 15 | 16=(12+13+14+15) | 17=(11+16) | 18=(6+17) | 19 | 20 | 21 | 22=(19+20+21) | 23 | 24 | 25 | 26 | 27=(23+24+25+26) | 28 | | |
| Notice of Cash Allocation (NCA) | 34,829,376.92 | 8,802,870.63 | | | 43,632,247.55 | 937,662.24 | | | 5,411,438.19 | 6,349,100.43 | | | | | | 6,349,100.43 | 49,981,347.98 | | | | | 34,829,376.92 | 9,740,532.87 | | 5,411,438.19 | 49,981,347.98 | | | |
| MDS Checks Issued | 13,002,247.86 | 1,292,524.40 | | | 14,294,772.26 | | | | | | | | | | | | 14,294,772.26 | | | | | 13,002,247.86 | 1,292,524.40 | | | 14,294,772.26 | | | |
| Advice to Debit Account | 21,827,129.06 | 7,510,346.23 | | | 29,337,475.29 | 937,662.24 | | | 5,411,438.19 | 6,349,100.43 | | | | | | 6,349,100.43 | 35,686,575.72 | | | | | 21,827,129.06 | 8,448,008.47 | | 5,411,438.19 | 35,686,575.72 | | | |
| Notice of Transfer of Allocation (NTA) | | | | | | | | | | | | | | | | | | | | | | | | | | | | | |
| MDS Checks Issued | | | | | | | | | | | | | | | | | | | | | | | | | | | | | |
| Advice to Debit Account | | | | | | | | | | | | | | | | | | | | | | | | | | | | | |
| Working Fund (NCA issued to BTr) | | | | | | | | | | | | | | | | | | | | | | | | | | | | | |
| Tax Remittance Advices Issued (TRA) | 1,502,430.96 | 318,893.64 | | 537,405.90 | 2,358,730.50 | | | | | | | | | | | | 2,358,730.50 | | | | | 1,502,430.96 | 318,893.64 | | 537,405.90 | 2,358,730.50 | | | |
| Cash Disbursement Ceiling (CDC) | | | | | | | | | | | | | | | | | | | | | | | | | | | | | |
| Non-Cash Availment Authority (NCAA) | | | | | | | | | | | | | | | | | | | | | | | | | | | | | |
| Others (CDT, BTr Docs Stamp, etc.) | | | | | | | | | | | | | | | | | | | | | | | | | | | | | |

Summary


| PARTICULARS | PREVIOUS REPORT | CURRENT MONTH | AS OF DATE |
|--|-----------------|----------------|----------------|
| (1) | (2) | (3) | (4) |
| Total Disbursement Authorities Received | | | |
| NCA | 250,852,013.00 | 141,953,593.17 | 392,805,606.17 |
| Working Fund | | | |
| TRA | 17,214,957.34 | 2,358,730.50 | 19,573,687.84 |
| CDC | | | |
| NCAA | | | |
| Others (CDT, BTr Docs Stamp, etc.) | | | |
| Less: Notice of Transfer Allocations (NTA)* issued | | | |
| Total Disbursements Authorities Available | 268,066,970.34 | 144,312,323.67 | 412,379,294.01 |
| Less | | | |
| Lapsed NCA | | | |
| Disbursements | 336,706,419.96 | 52,340,078.48 | 389,046,498.44 |
| Balance of Disbursements Authorities as of to date | (68,639,449.62) | 91,972,245.19 | 23,332,795.57 |
| Total Disbursements Program | 268,066,959.99 | 144,312,323.67 | 412,379,283.66 |
| Less: * Actual Disbursements | 268,066,885.46 | 52,340,078.48 | 320,406,963.94 |
| (Over)/Under spending- | 74.53 | 91,972,245.19 | 91,972,319.72 |

Certified Correct:


Galinato, Imelda
Agency Chief Accountant

Date: 10/Aug/2018

Approved By:



Calora, Feliciano Jr.
Head of Agency or Authorized Representative
Date: 10/Aug/2018

BENGUET STATE UNIVERSITY
SUMMARY OF TAX REMITTANCE ADVICES PER CAMPUS
FOR THE MONTHS JANUARY-DECEMBER 2018

| | Bokod | Buguias | Main | TOTAL |
|------------------|-------------------|-------------------|----------------------|----------------------|
| January | | | | |
| MOOE | 941.70 | - | 193,272.70 | 194,214.40 |
| PS | 23,879.00 | 79,863.82 | 1,917,290.87 | 2,021,033.69 |
| CO | - | - | 10,422.85 | 10,422.85 |
| TOTAL | 24,820.70 | 79,863.82 | 2,120,986.42 | 2,225,670.94 |
| February | | | | |
| MOOE | 1,823.55 | 518.32 | 86,317.92 | 88,659.79 |
| PS | 41,665.38 | 79,400.42 | 2,005,097.10 | 2,126,162.90 |
| CO | - | - | 121,227.85 | 121,227.85 |
| TOTAL | 43,488.93 | 79,918.74 | 2,212,642.87 | 2,336,050.54 |
| March | | | | |
| MOOE | 518.32 | 3,245.87 | 116,382.40 | 120,146.59 |
| PS | 38,586.93 | 79,400.42 | 1,960,704.26 | 2,078,691.61 |
| CO | - | - | 306,274.33 | 306,274.33 |
| TOTAL | 39,105.25 | 82,646.29 | 2,383,360.99 | 2,505,112.53 |
| April | | | | |
| MOOE | 17,213.28 | 5,490.88 | 209,337.54 | 232,041.70 |
| PS | 40,040.08 | 79,400.42 | 2,493,608.27 | 2,613,048.77 |
| CO | - | - | 604,686.77 | 604,686.77 |
| TOTAL | 57,253.36 | 84,891.30 | 3,307,632.58 | 3,449,777.24 |
| May | | | | |
| MOOE | 12,469.75 | 2,169.53 | 143,033.59 | 157,672.87 |
| PS | 38,586.93 | 79,400.42 | 2,254,446.39 | 2,372,433.74 |
| CO | - | - | 378,671.56 | 378,671.56 |
| TOTAL | 51,056.68 | 81,569.95 | 2,776,151.54 | 2,908,778.17 |
| June | | | | |
| MOOE | 504.32 | 3,569.41 | 52,498.02 | 56,571.75 |
| PS | 38,586.93 | 31,195.22 | 3,539,380.00 | 3,609,162.15 |
| CO | - | - | 368,993.23 | 368,993.23 |
| TOTAL | 39,091.25 | 34,764.63 | 3,960,871.25 | 4,034,727.13 |
| July | | | | |
| MOOE | 11,138.28 | 6,321.18 | 301,434.18 | 318,893.64 |
| PS | 39,482.75 | 127,154.32 | 1,335,793.89 | 1,502,430.96 |
| CO | - | - | 537,405.90 | 537,405.90 |
| TOTAL | 50,621.03 | 133,475.50 | 2,174,633.97 | 2,358,730.50 |
| August | | | | |
| MOOE | | | | - |
| PS | | | | - |
| CO | | | | - |
| TOTAL | - | - | - | - |
| September | | | | |
| MOOE | | | | - |
| PS | | | | - |
| CO | | | | - |
| TOTAL | - | - | - | - |
| October | | | | |
| MOOE | | | | - |
| PS | | | | - |
| CO | | | | - |
| TOTAL | - | - | - | - |
| November | | | | |
| MOOE | | | | - |
| PS | | | | - |
| CO | | | | - |
| TOTAL | - | - | - | - |
| December | | | | |
| MOOE | | | | - |
| PS | | | | - |
| CO | | | | - |
| TOTAL | - | - | - | - |
| TOTAL | 305,437.20 | 577,130.23 | 18,936,279.62 | 19,818,847.05 |
| MOOE | 44,609.20 | 21,315.19 | 1,102,276.35 | 1,168,200.74 |
| PS | 260,828.00 | 555,815.04 | 15,506,320.78 | 16,322,963.82 |
| CO | - | - | 2,327,682.49 | 2,327,682.49 |
| TOTAL | 305,437.20 | 577,130.23 | 18,936,279.62 | 19,818,847.05 |

Certified Correct:

Approved by:


IMELDA B. GALINATO
Accountant IV


FELICIANO G. CALORA JR.
President