

FY 2023 MONTHLY DISBURSEMENT PROGRAM  
(In Thousand Pesos)

Department : State Universities and Colleges (SUCs)  
 Agency : Benguet State University  
 Operating Unit : < not applicable >  
 Organization Code (UACS) : 08 017 000000

Particulars	UACS CODE	Total Programs	Tax Rem Advice (TRA)	Net Program	Full Year Requirement																
					QUARTER 1				QUARTER 2				QUARTER 3				QUARTER 4				Full Year
					Jan	Feb	March	Sub Total	April	May	June	Sub Total	July	Aug	Sept	Sub Total	Oct	Nov	Dec	Sub Total	Total
6	7	8	9=6+7+8	10	11	12	13=10+11+12	14	15	16	17=14+15+16	18	19	20	21=18+19+20	22					
I. NOTICE OF CASH ALLOCATION		83,911,122	34,654	83,876,468	7,025,850	7,036,582	7,068,787	21,161,219	7,040,622	7,054,585	7,031,015	21,125,222	7,037,163	7,034,605	7,033,167	21,104,935	7,037,101	7,058,990	7,019,511	21,115,902	84,508,278
A. Fiscal Year's (FY) Budget		83,983,004	34,654	83,948,350	7,025,850	7,036,582	7,068,787	21,161,219	7,040,622	7,054,585	7,031,015	21,125,222	7,037,163	7,034,605	7,033,167	21,104,935	7,037,101	7,058,990	7,019,511	21,115,902	84,508,278
New GAA		105,384	34,654	70,730	35,049	45,781	107,987	188,817	49,821	63,784	40,215	153,820	46,362	43,804	42,367	132,533	45,300	68,190	40,998	155,488	630,658
COMPREHENSIVE RELEASE		105,384	34,654	70,730	35,049	45,781	107,987	188,817	49,821	63,784	40,215	153,820	46,362	43,804	42,367	132,533	45,300	68,190	40,998	155,488	630,658
Specific Budgets of National Government Agencies	1 01 101	105,384	34,654	70,730	35,049	45,781	107,987	188,817	49,821	63,784	40,215	153,820	46,362	43,804	42,367	132,533	45,300	68,190	40,998	155,488	630,658
PS		110,481	29,557	80,924	29,359	29,511	31,732	90,602	34,751	53,334	31,454	119,539	30,787	31,414	30,951	93,152	31,115	56,834	33,382	121,331	424,624
MOOE		-3,347	3,347	-6,694	5,690	11,620	76,255	93,565	12,745	9,287	7,995	29,630	13,250	8,903	9,091	31,244	12,860	7,869	7,616	28,345	182,784
CO		-1,750	1,750	-3,500	0	4,650	0	4,650	2,325	1,163	1,163	4,651	2,325	3,487	2,325	8,137	2,325	3,487	0	5,812	23,250
Special Purpose Fund(Agency Specific Only)		83,841,679	0	83,841,679	6,987,806	6,987,806	6,987,806	20,963,417	6,987,806	6,987,806	6,987,806	20,963,417	6,987,806	6,987,806	6,987,806	20,963,417	6,987,806	6,987,806	6,975,510	20,951,426	83,841,679
PS		83,841,479	0	83,841,479	6,987,789	6,987,789	6,987,789	20,963,367	6,987,789	6,987,789	6,987,789	20,963,367	6,987,789	6,987,789	6,987,789	20,963,367	6,987,789	6,987,789	6,975,500	20,951,378	83,841,479
MOOE		200	0	200	17	17	16	50	17	17	16	60	17	17	16	50	17	16	17	50	200
Automatic Appropriation		35,941	0	35,941	2,995	2,995	2,995	8,985	2,995	2,995	2,995	8,985	2,995	2,995	2,995	8,985	2,995	2,995	2,995	8,985	35,941
Retirement and Life Insurance Premiums	1 04 102	35,941	0	35,941	2,995	2,995	2,995	8,985	2,995	2,995	2,995	8,985	2,995	2,995	2,995	8,985	2,995	2,995	2,995	8,985	35,941
PS		35,941	0	35,941	2,995	2,995	2,995	8,985	2,995	2,995	2,995	8,985	2,995	2,995	2,995	8,985	2,995	2,995	2,995	8,985	35,941
TOTAL NCA PROGRAM		83,911,122	34,654	83,876,468	7,025,850	7,036,582	7,068,787	21,161,219	7,040,622	7,054,585	7,031,015	21,125,222	7,037,163	7,034,605	7,033,167	21,104,935	7,037,101	7,058,990	7,019,511	21,115,902	84,508,278
PS		83,916,019	29,557	83,886,462	7,020,143	7,020,295	7,022,516	21,062,954	7,025,636	7,044,118	7,022,238	21,091,891	7,021,571	7,022,198	7,021,735	21,065,504	7,021,899	7,047,618	7,012,178	21,081,695	84,302,044
MOOE		-3,147	3,347	-6,494	5,707	11,637	76,271	93,615	12,782	9,304	7,614	29,680	13,267	8,920	9,107	31,294	12,877	7,885	7,633	28,395	182,984
CO		-1,750	1,750	-3,500	0	4,650	0	4,650	2,325	1,163	1,163	4,651	2,325	3,487	2,325	8,137	2,325	3,487	0	5,812	23,250
II. CASH DISBURSEMENT CEILING(For DFA and DOLE only)		701,253	0	701,253	40,588	51,897	112,550	205,015	55,572	71,165	45,412	172,149	62,102	49,397	47,973	149,472	51,894	76,008	46,715	174,617	701,253
PS		490,122	0	490,122	34,727	34,889	36,110	105,726	39,875	60,371	36,330	136,676	35,863	35,486	36,100	108,449	35,222	64,212	38,937	139,371	490,122
MOOE		186,131	0	186,131	6,841	12,008	76,440	94,289	13,197	9,544	7,832	30,573	13,739	9,161	9,373	32,273	13,172	8,046	7,778	25,998	186,131
CO		25,000	0	25,000	0	5,000	0	5,000	2,500	1,250	1,250	5,000	2,500	3,750	2,500	8,750	2,500	3,750	0	6,250	25,000
III. NON-CASH AVAILMENT AUTHORITY		70,595	0	70,595	5,519	6,116	4,563	16,198	5,751	7,381	5,197	18,329	5,740	5,593	5,606	16,939	5,594	7,818	5,717	19,129	70,595
PS		65,498	0	65,498	5,368	5,378	4,378	15,124	5,124	7,037	4,876	17,037	5,076	5,072	5,149	15,297	5,107	7,378	5,555	18,040	65,498
MOOE		3,347	0	3,347	151	388	185	724	452	257	234	943	489	258	282	1,029	312	177	182	651	3,347
CO		1,750	0	1,750	0	350	0	350	175	87	87	349	178	263	178	613	175	263	0	438	1,750
IV. TAX REMITTANCE ADVICE		0	34,654	34,654	2,524	3,121	1,568	7,213	2,756	4,386	2,202	9,344	2,745	2,698	2,611	7,954	2,699	4,823	2,721	10,143	34,654
PS		0	29,557	29,557	2,373	2,383	1,383	6,139	2,129	4,042	1,881	8,052	2,081	2,077	2,154	6,312	2,112	4,383	2,559	9,054	29,557


This report was generated using the Unified Reporting System on November 10, 2022 1:20 PM; BED Level 01 - Agency Submission (NEP); Status : SUBMITTED

**CORRECTION:** Highlighted rows are supposed NOT to be filled in, please see attached corrected excell copy


Department : State Universities and Colleges (SUCs)  
 Agency : Benguet State University  
 Operating Unit : < not applicable >  
 Organization Code (UACS) : 08 017 0000000

Particulars	UACS CODE	Total Programs	Tax Rem Advice (TRA)	Net Program	Full Year Requirement																
					QUARTER 1				QUARTER 2				QUARTER 3				QUARTER 4				Full Year
					Jan	Feb	March	Sub Total	April	May	June	Sub Total	July	Aug	Sept	Sub Total	Oct	Nov	Dec	Sub Total	Total
1	2	3	4	5	6	7	8	9=6+7+8	10	11	12	13=10+11+12	14	15	16	17=14+15+16	18	19	20	21=18+19+20	22
MOOE		0	3,347	3,347	151	388	185	724	452	257	234	943	489	258	282	1,029	312	177	162	651	3,347
CO		0	1,750	1,750	0	350	0	350	175	87	87	349	175	263	175	613	175	263	0	438	1,750
V. TOTAL DISBURSEMENT PROGRAM		168,524,649	34,654	188,489,995	7,074,461	7,097,716	7,217,468	21,389,645	7,104,701	7,137,517	7,083,826	21,326,044	7,097,750	7,092,193	7,089,357	21,279,300	7,097,168	7,147,639	7,074,964	21,319,791	85,314,780
PS		168,313,118	29,557	188,283,561	7,062,611	7,062,945	7,064,357	21,189,943	7,072,663	7,115,568	7,065,325	21,253,556	7,064,591	7,065,833	7,065,138	21,195,562	7,065,340	7,123,591	7,059,229	21,248,160	84,887,221
MOOE		186,531	3,347	183,184	11,850	24,421	153,081	189,352	26,863	19,362	15,914	62,139	27,984	18,597	19,044	65,625	26,673	16,295	15,735	58,693	375,809
CO		25,000	1,750	23,250	0	10,350	0	10,350	5,175	2,587	2,587	10,349	5,175	7,763	5,175	18,113	5,175	7,763	0	12,938	51,750


Prepared By/Certified correct:

  
 ESTRELLITA M. DACLAN  
 Supervising Administrative Officer, Budget Office  
 Date: November 10, 2022


In coordination with/Certified correct:

  
 IMELDA B. GALINATO  
 Supervising Administrative Officer, Budget Office  
 Date: November 10, 2022

Recommending Approval

  
 ALLAN C. SACPA  
 VP for Administration and Finance  
 Date: November 10, 2022

Approved By

  
 FELICE M. COMILA  
 President  
 Date: November 10, 2022

FY 2023 MONTHLY DISBURSEMENT PROGRAM  
(In Thousand Pesos)

Department : State Universities and Colleges (SUCs)  
 Agency : Benguet State University  
 Operating Unit : < not applicable >  
 Organization Code (UACS) : 08 017 0000000

Particulars	UACS CODE	Total Programs	Tax Rem Advice (TRA)	Net Program	Full Year Requirement																	
					QUARTER 1				QUARTER 2				QUARTER 3				QUARTER 4				Full Year	
					Jan	Feb	March	Sub Total	April	May	June	Sub Total	July	Aug	Sept	Sub Total	Oct	Nov	Dec	Sub Total	Total	
1	2	3	4	5	6	7	8	9=6+7+8	10	11	12	13=10+11+12	14	15	16	17=14+15+16	18	19	20	21=18+19+20	22	
I. NOTICE OF CASH ALLOCATION																						
A. Fiscal Year's (FY) Budget																						
New GAA		701,253	34,654	666,599	76,088	92,902	221,964	390,954	103,307	132,995	85,257	320,959	99,399	90,111	88,399	274,809	96,265	138,883	87,988	323,136	630,658	
COMPREHENSIVE RELEASE		701,253	34,654	666,599	76,088	92,902	221,964	390,954	103,307	132,995	85,257	320,959	99,399	90,111	88,399	274,809	96,265	138,883	87,988	323,136	630,658	
Specific Budgets of National Government Agencies	1 01 101	701,253	34,654	666,599	38,044	48,778	110,982	197,802	52,816	66,779	43,210	162,805	49,357	46,799	45,362	141,518	49,295	71,185	43,994	164,474	666,599	
PS		490,122	29557	460565	32,354	32,506	34,727	99,587	37,746	56,329	34,449	128,524	33,782	34,409	33,946	102,137	34,110	59,829	36,378	130,317	460,565	
MOOE		186,131	3347	182784	5,690	11,620	76,255	93,565	12,745	8,287	7,598	29,630	13,250	8,903	9,091	31,244	12,860	7,869	7,916	28,345	182,784	
CO		25,000	1750	23250	-	4,650	-	4,650	2,325	1,163	1,163	4,651	2,325	3,487	2,325	8,137	2,325	3,487	-	5,812	23,250	
Special Purpose Fund(Agency Specific Only)																						
PS																						
MOOE																						
Automatic Appropriation		35,941	0	35,941	2,995	2,995	2,995	8,985	2,995	2,995	2,995	8,985	2,995	2,995	2,995	8,985	2,995	2,995	2,995	8,986	35,941	
Retirement and Life Insurance Premiums	1 04 102	35,941	0	35,941	2,995	2,995	2,995	8,985	2,995	2,995	2,995	8,985	2,995	2,995	2,995	8,985	2,995	2,995	2,995	8,986	35,941	
PS		35,941	0	35,941	2,995	2,995	2,995	8,985	2,995	2,995	2,995	8,985	2,995	2,995	2,995	8,985	2,995	2,995	2,995	8,986	35,941	
TOTAL NCA PROGRAM		701,253	34,654	666,599	38,044	48,778	110,982	197,802	52,816	66,779	43,210	162,805	49,357	46,799	45,362	141,518	49,295	71,185	43,994	164,474	666,599	
PS		490,122	29557	460565	32,354	32,506	34,727	99,587	37,746	56,329	34,449	128,524	33,782	34,409	33,946	102,137	34,110	59,829	36,378	130,317	460,565	
MOOE		186,131	3347	182784	5,690	11,620	76,255	93,565	12,745	8,287	7,598	29,630	13,250	8,903	9,091	31,244	12,860	7,869	7,916	28,345	182,784	
CO		25,000	1750	23250	-	4,650	0	4,650	2,325	1,163	1,163	4,651	2,325	3,487	2,325	8,137	2,325	3,487	0	5,812	23,250	
II. CASH DISBURSEMENT CEILING(For DFA and DOLE only)																						
PS																						
MOOE																						
CO																						
III. NON-CASH AVAILMENT AUTHORITY																						
PS		65,498	0	65,498	5,388	5,378	4,378	15,124	5,124	7,037	4,876	17,037	5,076	5,072	5,149	15,297	5,107	7,378	5,555	18,040	65,498	
MOOE		3,347	0	3,347	151	388	185	724	452	257	234	943	489	256	282	1,029	312	177	162	651	3,347	
CO		1,750	0	1,750	-	350	0	350	175	87	87	349	175	263	175	613	175	263	-	438	1,750	
IV. TAX REMITTANCE ADVICE																						
PS		0	29,557	29,557	2,373	2,383	1,383	6,139	2,129	4,042	1,881	8,052	2,081	2,077	2,154	6,312	2,112	4,383	2,559	9,054	29,557	

This report was generated using the Unified Reporting System on November 10, 2022 1:20 PM; BED Level: 01 - Agency Submission (NEP); Status : SUBMITTED

Correction: Highlighted rows for Special Purpose Fund WAS FILLED-IN in the URS and DELETED in this corrected excell copy

Department : State Universities and Colleges (SUCs)  
 Agency : Benguet State University  
 Operating Unit : < not applicable >  
 Organization Code (UACS) : 08 017 000000

Particulars	UACS CODE	Total Programs	Tax Rem Advice (TRA)	Net Program	Full Year Requirement																
					QUARTER 1				QUARTER 2				QUARTER 3				QUARTER 4				Full Year
					Jan	Feb	March	Sub Total	April	May	June	Sub Total	July	Aug	Sept	Sub Total	Oct	Nov	Dec	Sub Total	Total
1	2	3	4	5	6	7	8	9=6+7+8	10	11	12	13=10+11+12	14	15	16	17=14+15+16	18	19	20	21=18+19+20	22
MOOE		0	3,347	3,347	151	388	185	724	452	257	234	943	489	268	282	1,029	312	177	162	651	3,347
CO		0	1,750	1,750	0	350	0	350	175	87	87	349	175	263	175	613	175	263	-	438	1,750
V. TOTAL DISBURSEMENT PROGRAM		701,253	34,854	666,599	38,044	48,778	110,982	197,802.00	52,816	88,779	49,210	192,805	49,357	46,799	45,392	141,518	49,295	71,185	43,994	164,474	666,599
PS		490,122	29,557	480,565	32,354	32,506	34,727	99,587.00	37,746	56,329	34,449	128,524	33,782	34,409	33,046	102,137	34,110	59,829	38,378	130,317	460,565
MOOE		186,131	3,347	182,784	5,660	11,620	76,255	83,565.00	12,745	9,287	7,598	29,630	13,250	8,903	9,091	31,244	12,860	7,869	7,616	28,345	182,784
CO		25,000	1,750	23,250	-	4,650	-	4,650.00	2,325	1,163	1,163	4,651	2,325	3,487	2,325	8,137	2,325	3,487	-	5,812	23,250

Prepared By/Certified correct:

ESTRELLITA M. DACLAN  
 Supervising Administrative Officer, Budget Office  
 Date: November 10, 2022

In coordination with/Certified correct:


IMELDA B. SALNATO  
 Supervising Administrative Officer, Budget Office  
 Date: November 10, 2022

Recommending Approval



ALLAN C. SACPA  
 VP for Administration and Finance  
 Date: November 10, 2022

Approved



FELIPE BALANG COMILA  
 President  
 Date: November 10, 2022

Correction: Highlighted rows for Special Purpose Fund WAS FILLED-IN in the URS and DELETED in this corrected excell copy