


**MONTHLY REPORT OF DISBURSEMENTS**  
For the month of May, 2019

Department: State Universities and Colleges (SUCs)					Agency: Benguet State University										Operating Unit: N/A													
Organization Code (UACS): 080170000000					Fund Cluster: 01 - Regular Agency Fund										Report Status: SUBMITTED													
PARTICULARS	CURRENT YEAR BUDGET				PRIOR YEAR'S ACCOUNTS PAYABLE										SUB-TOTAL	TRUST LIABILITIES				GRAND TOTAL				REMARKS				
	PS	MOOE	Fin. Exp	CO	TOTAL	PS	MOOE	Fin. Exp	CO	Sub-Total	PS	MOOE	Fin. Exp	CO		Sub-Total	TOTAL	PS	MOOE	Fin. Exp	CO	TOTAL						
1	2	3	4	5	6=(2+3+4+5)	7	8	9	10	11=(7+8+9+10)	12	13	14	15	16=(12+13+14+15)	17=(11+16)	18=(17)	19	20	21	22=(19+20+21)	23	24	25	26	27=(23+24+25+26)	28	
Notice of Cash Allocation (NCA)	57,003,625.17	5,391,255.80			62,394,880.97												62,394,880.97					57,003,625.17	5,391,255.80			62,394,880.97		
MDS Checks Issued	8,369,843.07	1,140,270.29			9,510,113.36												9,510,113.36					8,369,843.07	1,140,270.29			9,510,113.36		
Advice to Debit Account	48,633,782.10	4,250,985.51			52,884,767.61												52,884,767.61					48,633,782.10	4,250,985.51			52,884,767.61		
Notice of Transfer of Allocation (NTA)																												
MDS Checks Issued																												
Advice to Debit Account																												
Working Fund (NCA issued to BTr)																												
Tax Remittance Advices Issued (TRA)	4,947,770.03	145,284.12			5,093,054.15												5,093,054.15					4,947,770.03	145,284.12			5,093,054.15		
Cash Disbursement Ceiling (CDC)																												
Non-Cash Availment Authority (NCAA)																												
Others (CDT, BTr Docs Stamp, etc.)																												

**Summary**


PARTICULARS	PREVIOUS REPORT	CURRENT MONTH	AS OF DATE
(1)	(2)	(3)	(4)
Total Disbursement Authorities Received			
NCA	148,764,000.00	63,611,100.00	212,375,100.00
Working Fund			
TRA	9,560,580.89	5,093,054.15	14,653,635.04
CDC			
NCAA			
Others (CDT, BTr Docs Stamp, etc.)			
Less: Notice of Transfer Allocations (NTA)* Issued			
Total Disbursements Authorities Available	158,324,580.89	68,704,154.15	227,028,735.04
Less:			
Lapsed NCA	1,004.89		1,004.89
Disbursements	149,807,108.29	67,487,935.12	217,295,043.41
Balance of Disbursements Authorities as of to date	8,516,467.91	1,216,219.03	9,732,686.94
Total Disbursements Program	158,324,580.89	68,704,154.15	227,028,735.04
Less: * Actual Disbursements	148,424,803.83	67,487,935.12	215,912,738.95
Over/Under spending-	9,899,777.06	1,216,219.03	11,115,996.09

Certified Correct:

  
Galinato, Imelda  
Agency Chief Accountant

Date: 07/Jun/2019

Approved By:

  
Calora, Feliciano Jr.  
Head of Agency or Authorized Representative  
Date: 07/Jun/2019


This report was generated using the Unified Reporting System on 07/06/2019 16:05

**BENGUET STATE UNIVERSITY**  
**SUMMARY OF TAX REMITTANCE ADVICES PER CAMPUS**  
**FOR THE MONTHS JANUARY-DECEMBER 2019**


	Bokod	Buguias	Main	TOTAL
<b>January</b>				
MOOE			125,797.71	125,797.71
PS	41,696.84	76,615.00	1,869,866.19	1,988,178.03
CO		845.97	1,527.85	2,373.82
<b>TOTAL</b>	<b>41,696.84</b>	<b>77,460.97</b>	<b>1,997,191.75</b>	<b>2,116,349.56</b>
<b>February</b>				
MOOE	2,079.04	1,860.11	36,114.62	40,053.77
PS	41,696.84	66,367.92	1,783,102.38	1,891,167.14
CO			-	-
<b>TOTAL</b>	<b>43,775.88</b>	<b>68,228.03</b>	<b>1,819,217.00</b>	<b>1,931,220.91</b>
<b>March</b>				
MOOE	518.32	1,962.28	249,826.46	252,307.06
PS	43,146.84	66,367.92	1,815,919.80	1,925,434.56
CO			541,243.11	541,243.11
<b>TOTAL</b>	<b>43,665.16</b>	<b>68,330.20</b>	<b>2,606,989.37</b>	<b>2,718,984.73</b>
<b>April</b>				
MOOE		11,848.92	108,753.41	120,602.33
PS	56,844.05	69,873.85	2,415,531.44	2,542,249.34
CO			131,174.02	131,174.02
<b>TOTAL</b>	<b>56,844.05</b>	<b>81,722.77</b>	<b>2,655,458.87</b>	<b>2,794,025.69</b>
<b>May</b>				
MOOE	8,083.97	3,536.03	133,664.12	145,284.12
PS	56,092.44	93,359.20	4,798,318.39	4,947,770.03
CO				-
<b>TOTAL</b>	<b>64,176.41</b>	<b>96,895.23</b>	<b>4,931,982.51</b>	<b>5,093,054.15</b>
<b>June</b>				
MOOE				-
PS				-
CO				-
<b>TOTAL</b>	<b>-</b>	<b>-</b>	<b>-</b>	<b>-</b>
<b>July</b>				
MOOE				-
PS				-
CO				-
<b>TOTAL</b>	<b>-</b>	<b>-</b>	<b>-</b>	<b>-</b>
<b>August</b>				
MOOE				-
PS				-
CO				-
<b>TOTAL</b>	<b>-</b>	<b>-</b>	<b>-</b>	<b>-</b>
<b>September</b>				
MOOE				-
PS				-
CO				-
<b>TOTAL</b>	<b>-</b>	<b>-</b>	<b>-</b>	<b>-</b>
<b>October</b>				
MOOE				-
PS				-
CO				-
<b>TOTAL</b>	<b>-</b>	<b>-</b>	<b>-</b>	<b>-</b>
<b>November</b>				
MOOE				-
PS				-
CO				-
<b>TOTAL</b>	<b>-</b>	<b>-</b>	<b>-</b>	<b>-</b>
<b>December</b>				
MOOE				-
PS				-
CO				-
<b>TOTAL</b>	<b>-</b>	<b>-</b>	<b>-</b>	<b>-</b>
<b>TOTAL</b>	<b>250,158.34</b>	<b>392,637.20</b>	<b>14,010,839.50</b>	<b>14,653,635.04</b>

MOOE	10,681.33	19,207.34	654,156.32	684,044.99
PS	239,477.01	372,583.89	12,682,738.20	13,294,799.10
CO	-	845.97	673,944.98	674,790.95
<b>TOTAL</b>	<b>250,158.34</b>	<b>392,637.20</b>	<b>14,010,839.50</b>	<b>14,653,635.04</b>

Certified Correct:

  
**IMELDA B. GALINATO**  
 Accountant IV

Approved by:

  
**FELICIANO G. CALORA JR.**  
 President