


MONTHLY REPORT OF DISBURSEMENTS
For the month of December, 2018

Department: State Universities and Colleges (SUCs)										Agency: Benguet State University										Operating Unit: N/A									
Organization Code (UACS): 080170000000										Fund Cluster: 01 - Regular Agency Fund										Report Status: SUBMITTED									
PARTICULARS	CURRENT YEAR BUDGET					PRIOR YEAR'S ACCOUNTS PAYABLE					CURRENT YEAR'S ACCOUNTS PAYABLE					SUB-TOTAL	TRUST LIABILITIES				GRAND TOTAL					REMARKS			
	PS	MOOE	Fin. Exp	CO	TOTAL	PS	MOOE	Fin. Exp	CO	Sub-Total	PS	MOOE	Fin. Exp	CO	Sub-Total		TOTAL	PS	MOOE	CO	TOTAL	PS	MOOE	Fin. Exp	CO		TOTAL		
1	2	3	4	5	6=(2+3+4+5)	7	8	9	10	11=(7+8+9+10)	12	13	14	15	16=(12+13+14+15)	17=(11+16)	18=(6+17)	19	20	21	22=(19+20+21)	23	24	25	26	27=(23+24+25+26)	28		
Notice of Cash Allocation (NCA)	41,127,926.03	8,562,856.25		14,706,930.42	64,397,712.70				311,244.43	311,244.43					311,244.43	64,708,957.13					41,127,926.03	8,562,856.25		15,018,174.85	64,708,957.13				
MDS Checks Issued	6,800,322.18	(665,781.77)		6,134,540.41											6,134,540.41	6,800,322.18					6,800,322.18	(665,781.77)			6,134,540.41				
Advice to Debit Account	34,327,693.85	9,228,638.02		14,706,930.42	58,263,172.29				311,244.43	311,244.43					311,244.43	58,574,416.72					34,327,693.85	9,228,638.02		15,018,174.85	58,574,416.72				
Notice of Transfer of Allocation (NTA)																													
MDS Checks Issued																													
Advice to Debit Account																													
Working Fund (NCA issued to BTr)																													
Tax Remittance Advices Issued (TRA)	3,873,830.51	(1,765,214.76)		1,396,474.26	3,505,090.01											3,505,090.01					3,873,830.51	(1,765,214.76)		1,396,474.26	3,505,090.01				
Cash Disbursement Ceiling (CDC)																													
Non-Cash Availment Authority (NCAA)																													
Others (CDT, BTr Docs Stamp, etc.)																													

Summary


PARTICULARS	PREVIOUS REPORT	CURRENT MONTH	AS OF DATE
(1)	(2)	(3)	(4)
Total Disbursement Authorities Received			
NCA	572,024,540.17	254,168.00	572,278,708.17
Working Fund			
TRA	34,311,638.74	3,505,090.01	37,816,728.75
CDC			
NCAA			
Others (CDT, BTr Docs Stamp, etc.)			
Less: Notice of Transfer Allocations (NTA)* issued			
Total Disbursements Authorities Available	606,336,178.91	3,759,258.01	610,095,436.92
Less			
Lapsed NCA	1,532,812.76		1,532,812.76
Disbursements	608,929,355.29	68,214,047.14	677,143,402.43
Balance of Disbursements Authorities as of to date	(4,125,989.14)	(64,454,789.13)	(68,580,778.27)
Total Disbursements Program	606,336,094.03	2,688,434.61	609,024,528.64
Less: * Actual Disbursements	540,810,481.50	68,214,047.14	609,024,528.64
(Over)/Under spending-	65,525,612.53	(65,525,612.53)	

Certified Correct:


Galinato, Imelda
Agency Chief Accountant
Date: 09/Jan/2019

Approved By:


Calora, Feliciano Jr.
Head of Agency or Authorized Representative
Date: 10/Jan/2019




BENQUET STATE UNIVERSITY
SUMMARY OF TAX REMITTANCE ADVICES PER CAMPUS
FOR THE MONTHS JANUARY-DECEMBER 2018


	Bokod	Buguias	Main	TOTAL
January				
MOOE	941.70	180.77	193,272.70	194,395.17
PS	23,879.00	79,345.50	1,917,290.87	2,020,515.37
CO	-	-	10,422.85	10,422.85
TOTAL	24,820.70	79,526.27	2,120,986.42	2,225,333.39
February				
MOOE	1,823.55	518.32	86,317.92	88,659.79
PS	41,665.38	79,400.42	2,005,097.10	2,126,162.90
CO	-	-	121,227.85	121,227.85
TOTAL	43,488.93	79,918.74	2,212,642.87	2,336,050.54
March				
MOOE	518.32	3,245.87	116,382.40	120,146.59
PS	38,586.93	79,400.42	1,960,704.26	2,078,691.61
CO	-	-	306,274.33	306,274.33
TOTAL	39,105.25	82,646.29	2,383,360.99	2,505,112.53
April				
MOOE	17,213.28	5,490.88	209,337.54	232,041.70
PS	40,040.08	79,400.42	2,493,608.27	2,613,048.77
CO	-	-	604,686.77	604,686.77
TOTAL	57,253.36	84,891.30	3,307,632.58	3,449,777.24
May				
MOOE	12,469.75	2,169.53	143,033.59	157,672.87
PS	38,586.93	79,400.42	2,254,446.39	2,372,433.74
CO	-	-	378,671.56	378,671.56
TOTAL	51,056.68	81,569.95	2,776,151.54	2,908,778.17
June				
MOOE	504.32	3,569.41	52,498.02	56,571.75
PS	38,586.93	31,195.22	3,539,380.00	3,609,162.15
CO	368,993.23	-	368,993.23	737,986.46
TOTAL	408,084.48	34,764.63	3,960,871.25	4,403,720.36
July				
MOOE	11,138.28	6,321.18	301,434.18	318,893.64
PS	39,482.75	127,154.32	1,335,793.89	1,502,430.96
CO	-	-	537,405.90	537,405.90
TOTAL	50,621.03	133,475.50	2,174,633.97	2,358,730.50
August				
MOOE	6,801.13	2,961.21	186,699.42	196,461.76
PS	46,296.67	67,901.66	1,936,798.73	2,050,997.06
CO	-	-	70,953.36	70,953.36
TOTAL	53,097.80	70,862.87	2,194,451.51	2,318,412.18
September				
MOOE	5,541.64	6,265.88	203,688.03	215,495.55
PS	39,483.80	68,641.98	2,333,135.67	2,441,261.45
CO	99,402.19	-	1,176,080.14	1,275,482.33
TOTAL	144,427.63	74,907.86	3,712,903.84	3,932,239.33
October				
MOOE	3,625.00	3,818.86	232,197.99	239,641.85
PS	39,483.80	68,641.98	1,927,170.87	2,035,296.65
CO	-	-	793,229.32	793,229.32
TOTAL	43,108.80	72,460.84	2,952,598.18	3,068,167.82
November				
MOOE	39,000.15	9,488.14	181,250.06	229,738.35
PS	41,696.84	68,942.18	3,993,846.28	4,104,485.30
CO	172,072.58	667,201.00	245,634.34	1,084,907.92
TOTAL	252,769.57	745,631.32	4,420,730.68	5,419,131.57
December				
MOOE	2,878.94	52,579.19	387,801.15	443,259.28
PS	491.81	9,961.20	1,410,081.80	1,420,534.81
CO	80,715.94	311,102.44	635,662.65	1,027,481.03
TOTAL	84,086.69	373,642.83	2,433,545.60	2,891,275.12
TOTAL	1,251,920.92	1,914,298.40	34,650,509.43	37,816,728.75

MOOE	102,456.06	96,609.24	2,293,913.00	2,492,978.30
PS	428,280.92	839,385.72	27,107,354.13	28,375,020.77
CO	721,183.94	978,303.44	5,249,242.30	6,948,729.68
TOTAL	1,251,920.92	1,914,298.40	34,650,509.43	37,816,728.75

Certified Correct:

Approved by:


IMEILDA B. GALINATO
 Accountant IV


FELICIANO G. CALORA JR.
 President