

PERFORMANCE INDICATOR - December 31, 2019


Department: State Universities and Colleges (SUCs)
 Agency: Benguet State University
 Organization Code 08 017 0000000

Particulars	UACS CODE	Physical Target (Budget Year)					Physical Accomplishment (Budget Year)					Variance	Remarks
		1st Quarter	2nd Quarter	3rd Quarter	4th Quarter	Total	1st Quarter	2nd Quarter	3rd Quarter	4th Quarter	Total		
1	2	3	4	5	6	7	8	9	10	11	12	13	14
HIGHER EDUCATION PROGRAM	31010000000000												
OO : Relevant and quality tertiary education ensured to													
Outcome Indicators													
1. Percentage of first-time licensure exam-takers that pass the licensure exams			60%	75%	88%	76.15%		64.77% (57/88)	78.37% (221/282)	71.05% (903/1271)	71.05% (903/1271)	-5.10%	The colleges have conducted enhancement programs, (i.e. pre-service teacher training seminars, competency appraisal classes, and enhancement seminars (after graduation). However, not all graduates participate and the University could not hinder them from taking the board examinations. In the case of ABE, only 7 out of the 22 passers are 2019 graduates, thus majority of those who took the exam are those who graduated earlier and are already working which may not be related to the profession and could hinder them from attending review/enhancement programs. Ultimately, the graduates are still in control of their learning responsibilities.
2. Percentage of graduates (2 years prior) that are employed					65%	65%				54.00% (703/1304)	54.00% (703/1304)	-11.00%	The Colleges/Institutes have exhausted various means (i.e. printed tracer form, online form, direct/ private messages in social media, e-mail, and SMS) to contact and ask graduates to answer the tracer form, however only a few replied and provided the required data. In addition, a) the graduates have changed their mobile numbers and e-mail addresses, b) the contact details they provided before graduation have already been deactivated, and c) others are hesitant to answer or unwilling to participate.


Particulars	UACS CODE	Physical Target (Budget Year)					Physical Accomplishment (Budget Year)					Variance	Remarks
		1st Quarter	2nd Quarter	3rd Quarter	4th Quarter	Total	1st Quarter	2nd Quarter	3rd Quarter	4th Quarter	Total		
1	2	3	4	5	6	7	8	9	10	11	12	13	14
Output Indicators													
1. Percentage of undergraduate student population enrolled in CHED-identified and RDC-identified priority programs				82.52%		82.52%			81.16% (4955/6105)	81.16% (4955/6105)	81.16% (4955/6105)	-1.36%	The number of sections of first year students for the different programs offered by the University are set each school year. Although more sections/slots are provided, and the Colleges/Institutes offering these programs have conducted caravans to introduce their programs to Senior High students during the application period for the BSU Admission Test, there was still a decrease in the students who enrolled in the priority programs.
2. Percentage of undergraduate programs with accreditation					75%	75%				87.00% (20/23)	87.00% (20/23)	12.00%	Results for Level IV Accreditation were released during the year and the programs being offered at Bokod and Buguias Campuses were accredited.
ADVANCED EDUCATION PROGRAM 32010000000000													
OO : Higher education research improved to promote													
Outcome Indicator													
1. Percentage of graduate school faculty engaged in research work applied in any of the following:					75%	75%				78.00% (90/116)	78.00% 90/116)	3.00%	
a. pursuing advanced research degree programs (Ph.D)					26%	26%				5.17% (6/116)	5.17% (6/116)		
b. actively pursuing in the last three (3) years (investigative research, basic and applied scientific research, policy research, social science research)					29%	29%				72.41% (84/116)	72.41% (84/116)		
c. producing technologies for commercialization or livelihood improvement					11%	11%							
d. whose research work resulted in an extension program					9%	9%							
Output Indicators													
1. Percentage of graduate students enrolled in research degree programs			100%			100%			100.00% (1692/1692)	100.00% (1692/1692)	100.00% (1692/1692)		
2. Percentage of accredited graduate programs					100%	100%				100.00% (32/32)	100.00% (32/32)		
RESEARCH PROGRAM 32020000000000													
OO : Higher education research improved to promote													
Outcome Indicator													

Particulars	UACS CODE	Physical Target (Budget Year)					Physical Accomplishment (Budget Year)					Variance	Remarks
		1st Quarter	2nd Quarter	3rd Quarter	4th Quarter	Total	1st Quarter	2nd Quarter	3rd Quarter	4th Quarter	Total		
1	2	3	4	5	6	7	8	9	10	11	12	13	14
1. Number of research outputs in the last three years utilized by the industry or by other beneficiaries		2	4	7	10	10	4	5	7	10	10		
Output Indicators													
1. Number of research outputs completed within the year		5	15	50	57	57	5	15	50		57		
2. Percentage of research outputs published in internationally-refereed or CHED recognized journal within the year			15%	30%	75%	75%	1.75% (1/57)	15.79% (9/57)	31.58% (18/57)	75.00% (43/57)	75.00% (43/57)		
TECHNICAL ADVISORY EXTENSION PROGRAM	33010000000000												
OO : Community engagement increased													
Outcome Indicator													
1. Number of active partnerships with LGUs, industries, NGOs, NGAs, SMEs, and other stakeholders as a result of extension activities		2	5	7	11	11	2	4	7	11	11		
Output Indicators													
1. Number of trainees weighted by the length of training		2900	5825	8825	11929	11929	1380.25	5946.75	8309.5	11955	11955	26	There was an increase in the training needs requested by the community/stakeholders/partner agencies thus increasing the number of trainings conducted by the University.
2. Number of extension programs organized and supported consistent with the SUC's mandated and priority programs		2	3	5	7	7	2	3	5	7	7	0	
3. Percentage of beneficiaries who rate the training course/s and advisory services as satisfactory or higher in terms of quality and relevance		98%	98%	98%	98%	98%	98.19% (1304/1328)	98.35% (4757/4837)	98.29% (6680/6796)	98.00% (9265/9445)	98.00% (9265/9445)		


Prepared By:


SHEILA MARY V. BASQUIAL
 Administrative Officer III
 Date: 1/20/20 8:52 AM

In coordination with:


ESTRELLITA M. DACLAN
 Supervising Administrative Officer, Budget Office
 Date: 1/20/20 8:54 AM

Approved By:


FELICIANO G. CALORA, JR.
 University President
 Date: 1/20/20 9:00 AM