



Benguet State University 2016 Annual Report

Table of Contents

A. Instruction	3
<i>Higher and Advanced Education Services</i>	
I. Curriculum and Instruction	3
A. Degree Programs and Short Courses	
B. Program Accreditation	
C. Centers of Excellence and Centers of Development	
D. Program Certification	
II. Students	5
A. Enrolment	
B. Graduates	
C. Performance in Licensure Examination	
D. Student Awards	
E. Student Scholarships	
F. Student Development	
III. Faculty	10
A. Faculty Profile	
B. Faculty Development	
C. Faculty Awards	
D. Participation to Seminars/Trainings	
IV. Auxilliary Services	12
A. Registrar Services	
B. Library Services	
C. Health Services	
D. Student Services	
B. Research and Extension	14
I. Completed Researches	14
II. Publications	14
A. Researches Published in International and National Journals	
B. Journals/ Newsletters Published	
III. Research Paper Presented	15
A. Paper and Poster Presentation	
B. University Student Research Congress	
IV. R&E Programs/Projects packaged	16
V. R&D Technology	16
VI. Utility Models/Copyrights/ISBN/ISSN	17
VII. Capability Building	17
VIII. Writeshops/Training/Seminars Conducted/Facilitated	17
IX. Linkages	18
X. Awards	18
XI. Resources Generated/Received	18
C. Production	19
<i>University Business Affairs</i>	
I. Consolidated Income and Expenses of IGPs for 2016	20
D. Administration & Governance	21
I. Administration and the Board of Regents	21
II. Strategic Planning	22
III. Human Resource	23
IV. Safeguarding BSU Land Reservation	25
V. Upgrading of Physical Facilities and Provision of Supplies	25
VI. Records Management	27
VII. International and Public Relations	27
VIII. Financial Resources	28



Instruction

Higher and Advanced Education Services

I. CURRICULUM AND INSTRUCTION

A. Degree Programs and Short Courses

The university offers a total of **75 degree & non-degree programs in its three campuses.**



6 Doctorate Degree
34 Masteral Degree
17 Bachelor's Degree
6 Post-baccalaureate
3 Pre-baccalaureate

5 Bachelor's Degree
1 Pre-Baccalaureate Degree Program

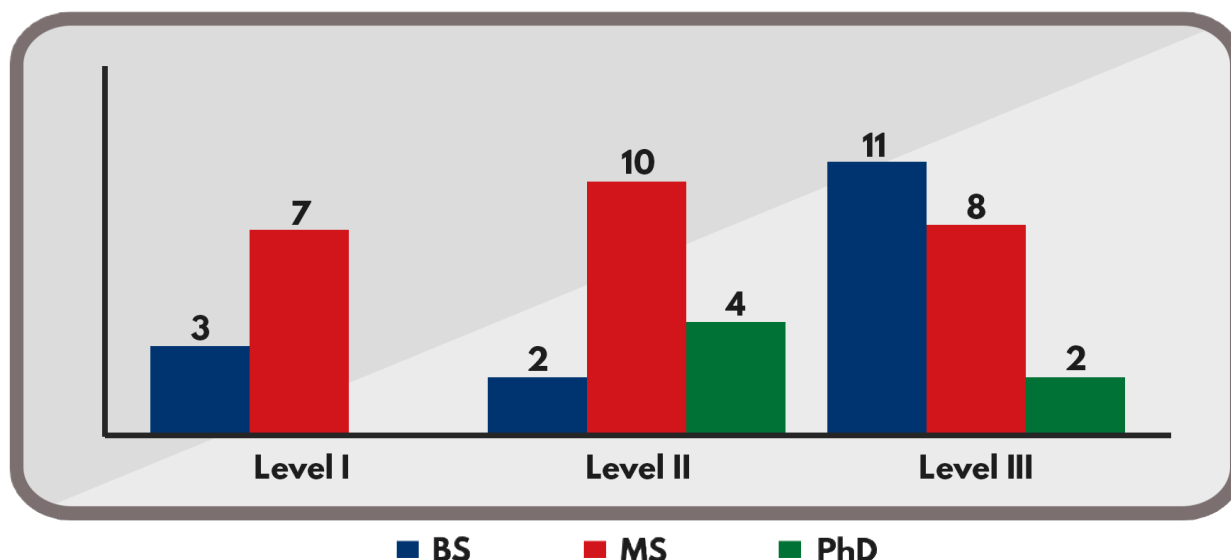


3 Bachelor's Degree Programs

B. Program Accreditation

Accreditation survey visits by the Accrediting Agency of Chartered Colleges and Universities in the Philippines, Inc. (AACUP) for the various degree programs of the University was requested at the start of year. Survey visits for **7 programs under Level IV Phase 2 and 6 degree programs under Level II** were conducted in November.

Including the results of the survey visits conducted this year, forty-seven degree programs being offered at the La Trinidad campus are accredited at various levels. Majority of the degree programs (21) have Level III Accreditation.



C. Centers of Excellence and Centers of Development

The University has been designated by the Commission on Higher Education (CHED) as a Center of Excellence (COE)/Center of Development (COD) in the following disciplines:

Center of Excellence



Teacher Education

Centers of Development



Agriculture



Nutrition & Dietetics

D. Program Certification

The University applied for the **Certification of Program Compliance (COPC)** to the Commission on Higher Education for the various degree programs being offered at the main campus. A team from CHED Regional Office visited the University and evaluated the programs on December 5-16, 2016.

The COPC for Master of Science in Environmental Science was issued by CHED on October 27, 2016 and the program is to be offered starting second semester of SY 2016-2017.

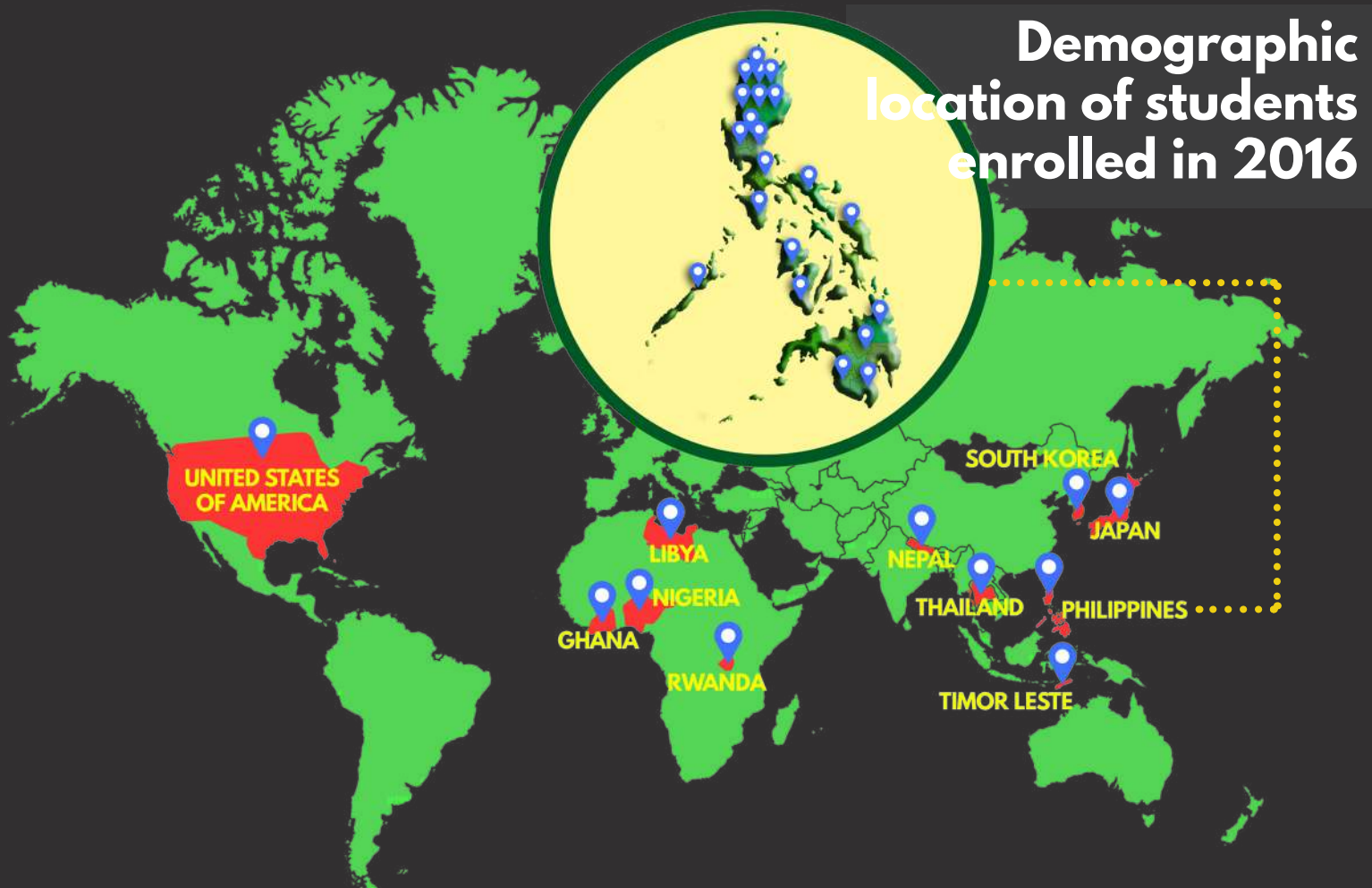
II. STUDENTS

A. Enrolment

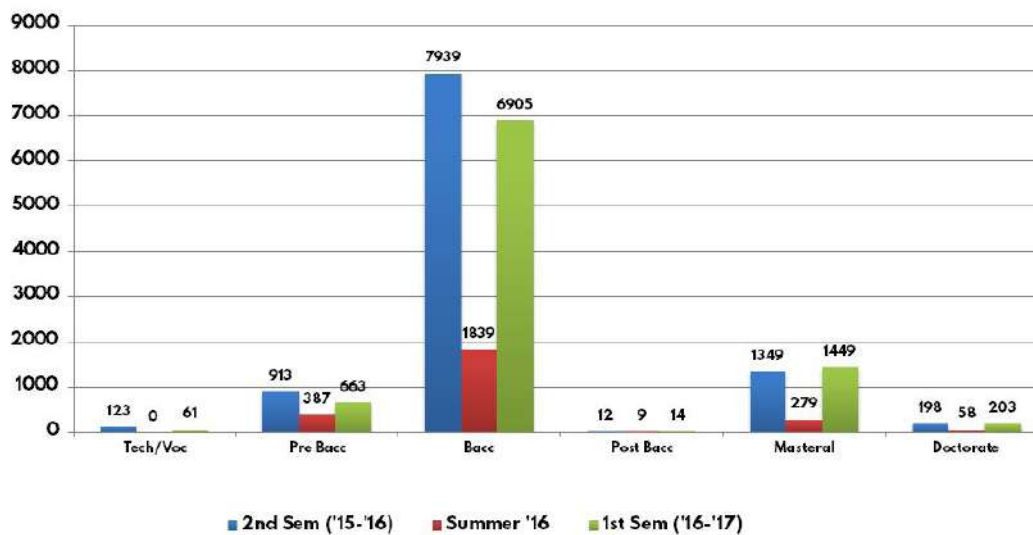
There was a total of 10,534 students during the second semester of SY 2015-2016. This number decreased to 9,295 students during the first semester of SY 2016-2017. The decrease in enrolment was mainly due to the implementation of the K to 12 educational system. There were 2572 enrollees during the Summer term.



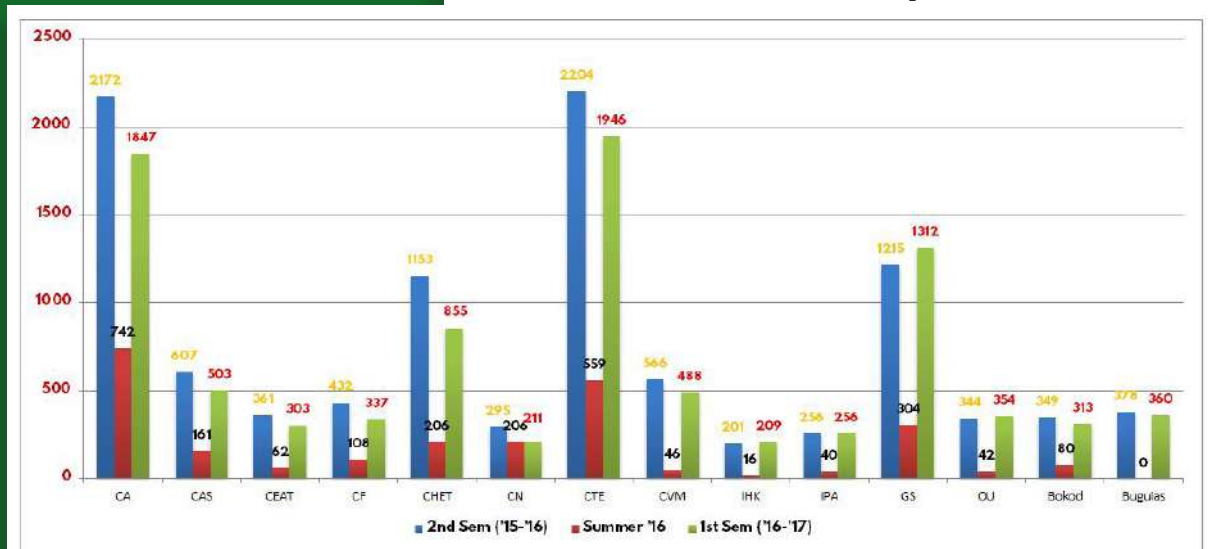
The colleges with the highest number of enrollees remain to be the College of Teacher Education (CTE), College of Agriculture (CA) and College of Home Economics and Technology (CHET).



Distribution of enrolment by academic level



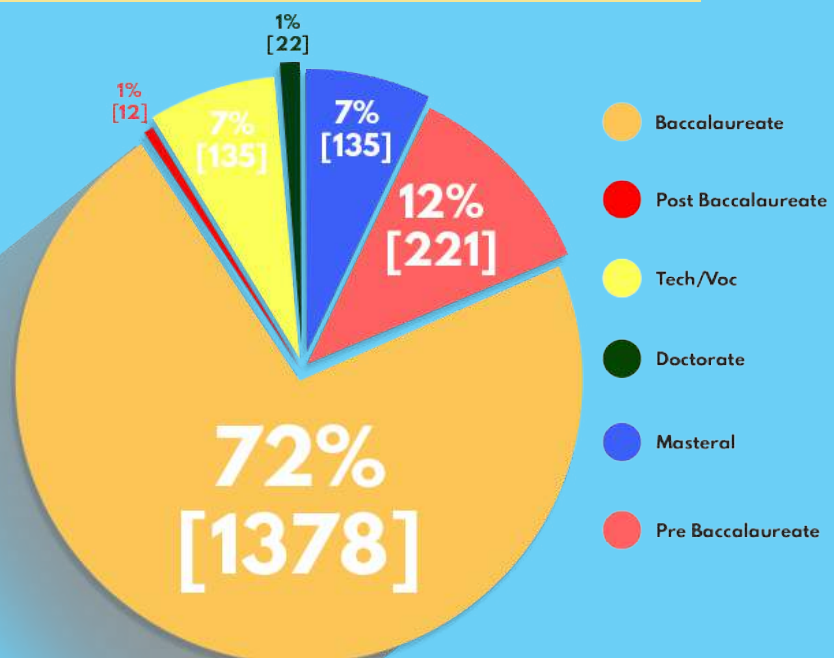
Distribution of enrolment by academic units

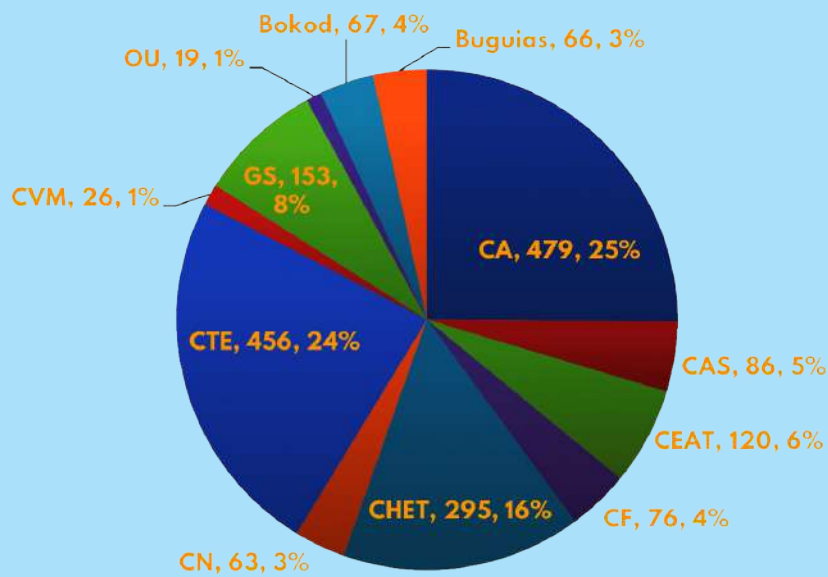


B. Graduates

There were 1,906 graduates in 2016, 1,773 are graduates of the La Trinidad campus, 63 of Bokod Campus, and 66 of Buguias Campus. Two magna cum laude and 55 cum laude led the 1378 graduates of baccalaureate degrees in the La Trinidad Campus. One hundred thirty eight (138) were conferred with masteral degrees and twenty-two (22) with doctorate degrees. The colleges that produced the most number of graduates are CA (479), CTE (456), and CHET (295).

Distribution of graduates by academic level

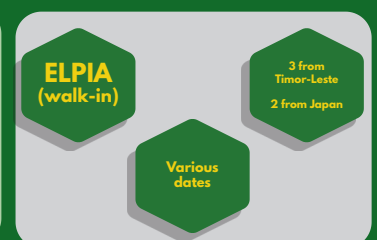
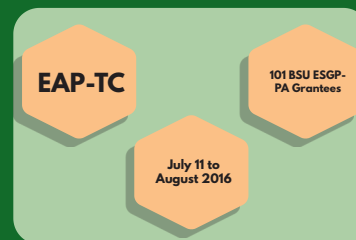
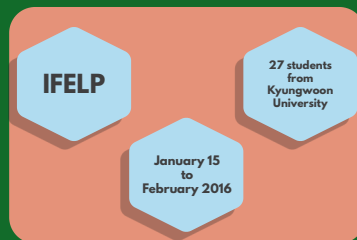




Distribution of graduates by academic unit

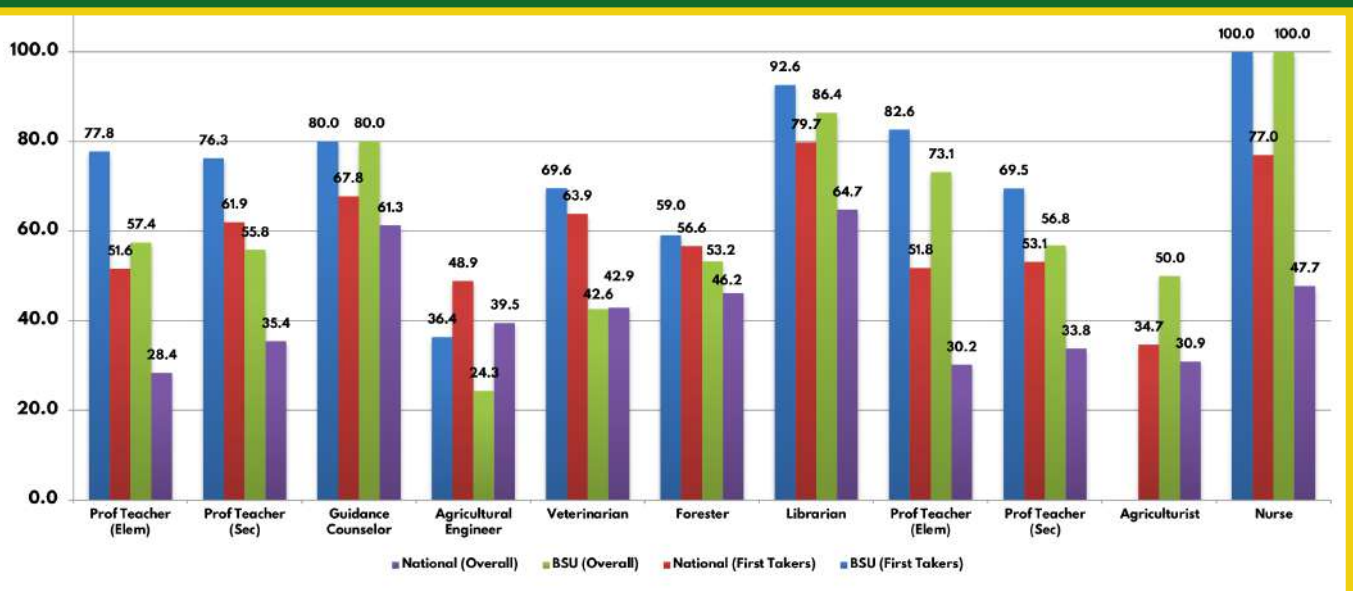
In addition, 48 students completed the Certificate on Community Health Development which is a module program under the Municipal Leadership and Governance Program (MLGP), a public-private partnership between Benguet State University, Department of Health Regions I, II and CAR, Zuellig Family Foundation, and the United Nations Fund for Population Activities (UNFPA). The participants were Mayors (24), Municipal Health Officers (23), and a Public Health Nurse (1) of the various municipalities in the regions.

On the other hand, 146 students completed language programs under the International Language Center during the year.



C. Performance in Licensure Examination

A very good performance was noted in the majority of the licensure examinations taken by BSU graduates. BSU ranked number one nationwide among the top performing schools in the Nurse Licensure Examination and number three in the Licensure Examination for Guidance Counsellors. Ms. Leny O. Estacio and Ms. Hylene S. Tayaban, graduates of Master of Arts in Guidance (MAG) ranked 6th and 9th respectively in the Licensure Examination for Guidance Counsellors while Ms. Agustina Puclo ranked 4th in the Veterinarian Licensure Examination.



Institutional and national passing rates in the different licensure examinations in 2016

D. Student Awards

Students of the University have garnered various awards in different national, regional, and local competitions. Among these awards, students were qualified at the national level for the search for Ten Outstanding Students of the Philippines (TOSP).

TOSP Qualifiers



Ms. Chatelaine M. Wansi
College of Teacher Education



Mr. Orly T. Primo
College of Home Economics and Technology

Other awards are for skills competitions sponsored by national and regional scientific and professional organizations and private companies. Most notable awards include:

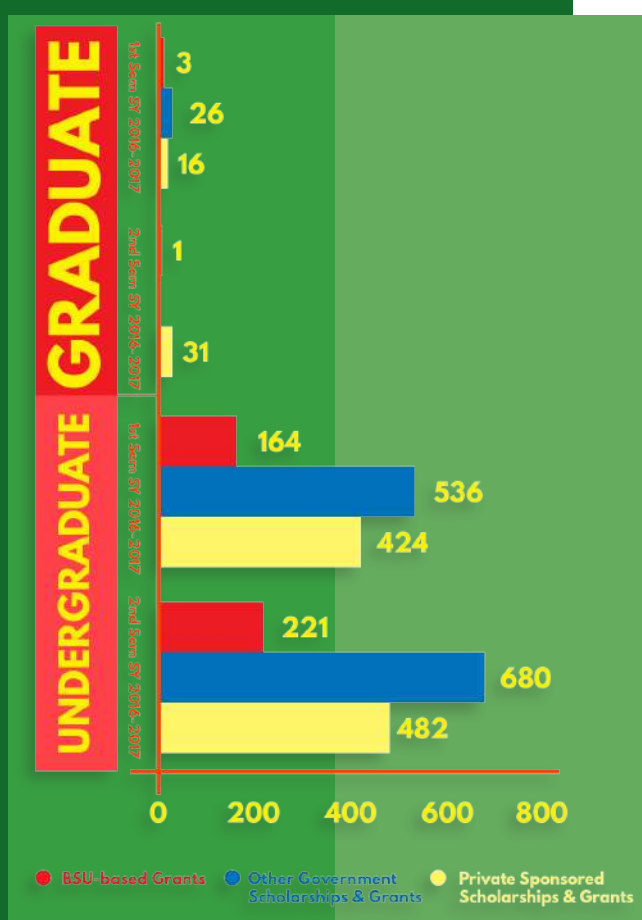
- **1st runner-up** Agricultural Structural Design by the Philippine Society of Agricultural Engineers Pre-Professional Group (PSAE-PPG) during the 13th International Agricultural Engineering Conference and Exhibition, 66th PSAE Annual National Convention, and 27th Philippine Agricultural Engineering Week held on April 27, 2016 at the Teatro Ilocandia, Mariano Marcos State University, Batac, Ilocos Norte.
- **2nd Place** Tinapay Natin Bread Baking Competition sponsored by Max's Bakery Corner Pilmico held on October 13, 2016 at the Treston International Academy, Taguig.
- **2nd and 3rd Best** Oral Presenters by the Restoration Ecology Society of the Philippines-Saving the Cordillera Ecosystems Network, Inc. (RESPhil-SCeNe) during the 5th National Scientific Conference of the RESPhil-SCeNe held on May 22-25, 2016 at the University of the Philippines, Baguio City
- **1st Place** Research Paper Exhibit and **1st Place** Tractor Hitching by the PSAE-PPG Nueva Viscaya State University Chapter during the 18th Annual PSAE-PPG Luzon Convention.

Apart from the recognitions in academics, university students also bested other schools in sports competitions such as in the Baguio-Benguet Educational Athletic League (BBEAL). In the baseball event, BSU Wildcats championed the sport along with Wushu and Football events.

In Journalism, the Mountain Collegian, the official student publication was hailed as the 1st runner up in the Regional Higher Education Press Conference and was conferred as having the "Best Practices in Campus Journalism in the Philippines" by the School Press Adviser's Movement.

E. Student Scholarships

There are three types of scholarships and grants that are available to the students of the University. These are the BSU-based Grants, Other Government Scholarships and Grants, and Private-Sponsored Scholarships and Grants.

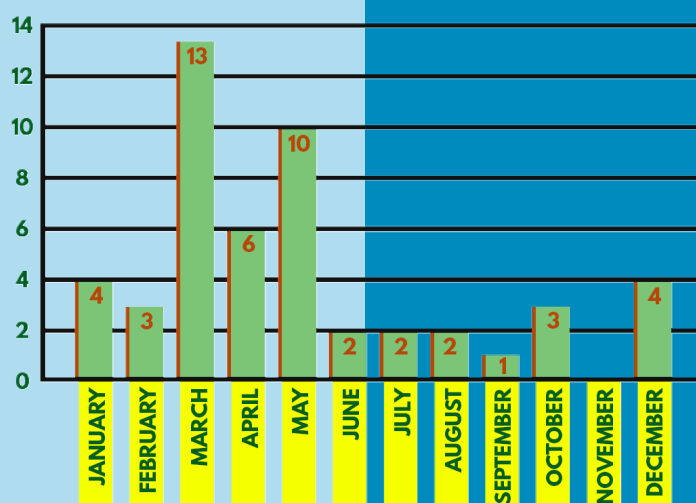


Although the number of scholarships and grants recipients has been increasing in the previous years, the number decreased in 2016. There were 1414 recipients during the second semester of SY 2015-2016 and 1169 during the first semester of SY 2016-2017.

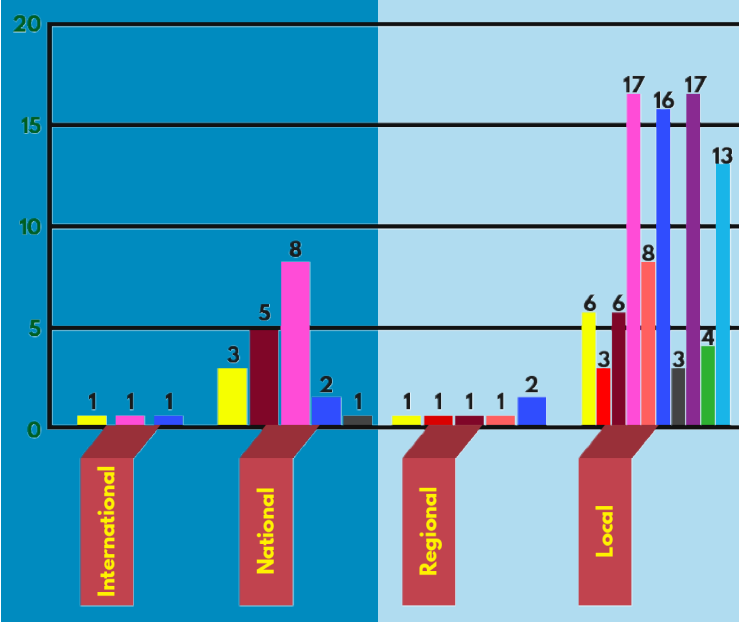
F. Student Development

- Global Summit on Business and Social Enterprising held on January 30, 2016 at the Enchanted Farm, Bulacan
- World Council for Curriculum and Instruction Seminar and Team Building held on April 16, 2016 at St. Paul University, Manila
- 13th International Agricultural Engineering Conference and Exhibition held on April 24-30, 2016 at the Teatro Ilocandia, Mariano Marcos State University

Student Development Activities by OSS



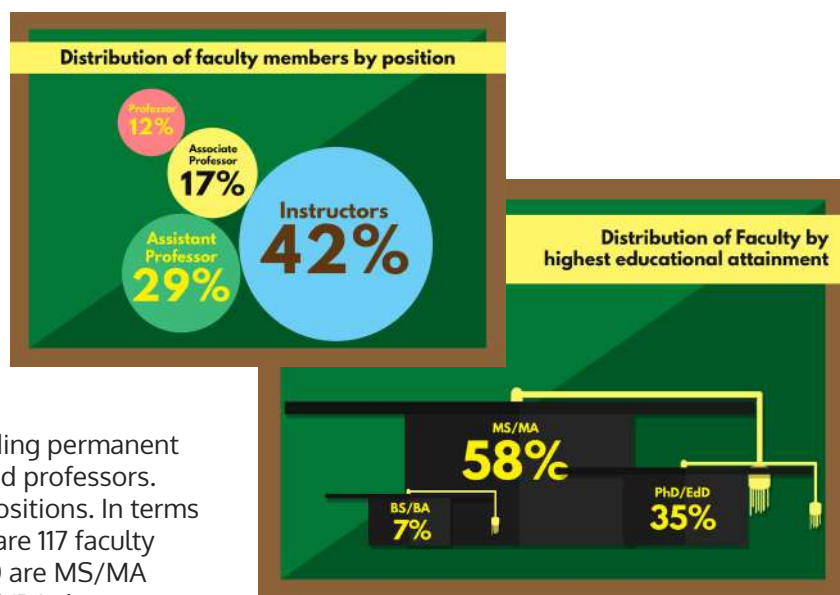
Seminars/Trainings Attended by Students



III. FACULTY

A. Faculty Profile

The University has a total of 413 faculty members, 342 or about 83% of which hold permanent positions while the remaining 71 are serving under Contract of Service (COS). Majority (354) are from the La Trinidad campus, 22 are from Bokod Campus and 37 are from the Buguias Campus.



Of the 342 faculty members who are holding permanent positions, there are 41 who are full-fledged professors. Majority (144), however, hold Instructor positions. In terms of highest educational attainment, there are 117 faculty members who were Ph.D. degree holders, 200 are MS/MA degree holders, and only 25 or 7% are BS/BA degree holders.

B. Faculty Development

In order to improve and/or maintain the University's faculty profile in terms of educational qualifications, faculty members are encouraged to go for advanced studies.

There is an increase in the number of faculty members who went for advanced studies during the year along with the implementation of the K to 12 educational system. Sixty eight faculty members are currently taking up advanced studies.

Sixty three faculty members are taking up their advanced degrees in various universities in the country while two are studying abroad, one in Australia and another in the United States of America. Majority is studying at the University of the Philippines Los Baños (13), Saint Louis University (11), Benguet State University (11), and Don Mariano Marcos Memorial State University (10).

Twenty three faculty members were given scholarships for advanced studies by the Commission on Higher Education during the second semester of SY 2015-2016.

Personnel who completed their graduate studies in 2016

Allay, Brenda B.	Anongos, Stanley Jr. F.	Bao-idang, Conrado C.	Bawang, Franklin G.	Colinang, Dona Claire L.	Cuilan, Jhordan T.	Degay, Imelda O.	Lazo, Arcy S.	Madinno, Carmelo W.	Pablo, Janet P.	Panolong, Kara S.	Romero, Loretta C.	Talkasen, Lynn J.
Ph.D. Language Education	Ph.D. Anthropology	Ph.D. Forestry (Siviculture)	Ph.D. Horticulture	Ed.D. Guidance and Counseling	Ph.D. Language Education	Ph.D. Human Nutrition	Ph.D. Educational Management	Ph.D. Science Education (Mathematics)	Ph.D. Agronomy	Ph.D. Language Education	Ph.D. Animal Science	Ph.D. Ecology and Environmental System
BSU	UPD	UPLB	BSU	PSU	BSU	UPLB	BCU	DLSU	UPLB	SLU	CLSU	Kyungpook National University

C. Faculty Awards

Faculty members of the University are recognized for their accomplishments in instruction and in research and extension. Some of the notable awards received by faculty members from other institutions or organizations are as follows:


2nd Best Paper to Dr. Leonila R. Sito during the 17th Biennial Convention and International Research Conference of the Philippine Association of Agri-vironment Educators and Entrepreneurs, Inc. (PASSAGE) on February 2-5, 2016 at Los Banos, Laguna

Ulirang Guro awarded to Dr. Dominga S. Tomas during the Pambansang Kongreso sa Intelektuwalisasyon ng Wikang Filipino held on August 3-5, 2016 at Teacher's Camp, Baguio City

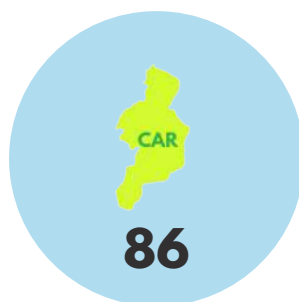
1st, 2nd, and 3rd place Outstanding Employee (Teacher-Higher Education Institution) to Dr. Imelda G. Parcasio, Dr. Dominga S. Tomas, and Ms. Janet Lynn Montemayor by the Department of Education Benguet Division on September 29, 2016 at Wangal, La Trinidad, Benguet

D. Participation to Seminars/Trainings

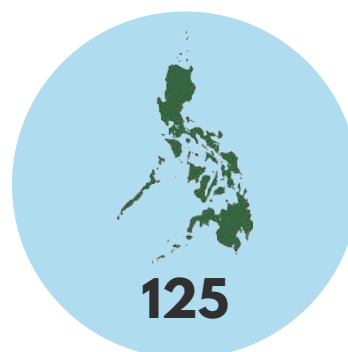
In order to supplement the faculty member's professional growth, the University gives support to faculty participation in different trainings whether in the international, national, regional, and local levels. A total of 422 trainings/conferences/conventions were attended to in 2016. Majority were in the local level (148) which was either conducted by other agencies, Local Government Units or by the various units of the University.



Local/Institutional



Regional



National



International

Seventy five (75) faculty members from the different colleges and institutes of the University participated in sixty three (63) international seminars/conferences held in the Philippines and in other countries. Majority are from the College of Teacher Education (19), College of Arts and Sciences (15), and College of Agriculture (13).

IV. AUXILLIARY SERVICES

A. Registrar Services

Documents released by the OUR in 2016

Diploma	1,103	TOTAL
Official Transcript of Record	2,218	
Certificate of Transfer Credential	1,314	8,322 documents released
Certifications/Authentication	3,777	

B. Library Services

The University Library and Information Services (ULIS) served a total of 229,222 individuals in 2016. Aside from the regular programs and activities, the ULIS conducted the following in 2016:



Centennial Book Fair
and Book Launching



Open Access Week
Celebration



Training on Digital
Repository

In order to improve the facilities at the Library, a new server was purchased. A total of 179 titles of books were also procured during the year.


C. Health Services

The University Health Services (UHS) is composed of the Medical and Dental Clinics.

The UHS also conducted the following lectures and extension activities:

- Lecture on HIV AIDS and Dangerous Drugs to students in the different colleges through the NSTP classes and the 2 Dormitories
 - Lecture on Dengue Fever to BSU Employees during the July 11 and August 8 Monday Flag Ceremony
 - Lecture on Diabetes Mellitus by Dr. Erickson Madronio, an Endocrinologist in celebration of the National Diabetes Consciousness Week to BSU employees during the July 25, 2016 Flag Ceremony
- Extension activities:
- Medical Dental Outreach on March 2016 at BSU Bokod campus
 - Artificial Limb Measurement and Fitting in coordination with the CN and the Rotary Clubs of Baguio, Iba-Zambales and Combatoire, India
 - Dental mission and Blood typing on September 27-30, 2016

Services rendered by the University Health Services



D. Student Services

The Guidance and Counseling Unit conducted a total of 14,479 consultations and monitoring in 2016. These were in the forms of individual inventory, individual guidance and counseling, parent conferences, interviews, meetings and group guidance. The unit also conducted one home visit during the year.

The Testing and Materials Development Unit (TMDU) administered the BSU-CQE to 598 applicants. The master list and rank lists were forwarded to the OUR and the different colleges. In addition, the unit administered the BSU-Elementary Laboratory School Entrance Examination (194 examinees), BSU-Secondary Laboratory School Entrance Examination (902 examinees), and BSU-Senior High School Entrance Examination (154 examinees). Personality tests were also administered to a total of 886 students.

Vocational and Placement Unit had implemented their regular programs during the year. The unit had deployed 85 Student Assistants (SA) during the 2nd semester SY 2015-2016 and 80 SAs during the 1st semester SY 2016-2017 under the Student Assistantship Program. Under the Special Program for the Employment of Students (SPES), 51 grantees were deployed during the summer term 2016. The unit also implemented the Labor Education for Graduating Students (LEGS) with the participation of DOLE, POEA, PRC and DOJ. The activity benefited 1500 graduating students. A Job Fair was conducted on June 30, 2016 at the BSU Gymnasium. This was participated in by 29 local companies and 7 overseas agencies with 1,455 job registrants/applicants.



Research & Extension

I. Completed Researches

A total of seventy one (71) research studies were completed for the year 2016.

II. Publications

A. Researches Published in International and National Journals

Seventeen (18) research papers were published in various international publications while twenty two (22) research papers were published in the BSU Research Journal.

B. Journals/ Newsletters Published

The R & E Publications Office, in coordination with the different centers /institutes and colleges, was able to publish 2 issues of the BSU Research Journal and two issues of the Rangtay Newsletter were also released in 2016.

The BSU Research for Development Column is also published every Thursdays in Sunstar Baguio, a regional newspaper. The column started on July 21, 2016 after the MOA with Sunstar Baguio was signed on July 18, 2016.

71

Completed Researches

18

Researches Published in
International Journals

22

Researches Published
in the BSU Research
Journal

2

Issues of the BSU
Research Journal
Published

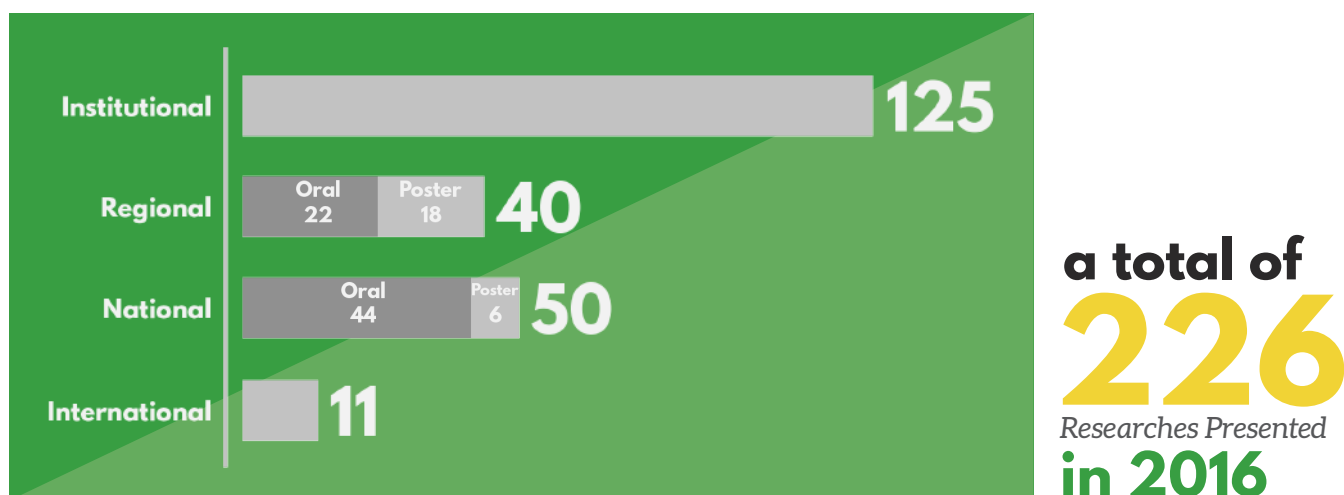
2

Issues of the Rangtay
Newsletter Published

III. Research Paper Presented

A. Paper and Poster Presentation

BSU researchers and faculty have presented a total of **226 researches** in various fora within and outside the country.



B. University Student Research Congress

Thirty-nine (39) student researches of students were presented during the 1st University Student Research Congress held on June 17, 2016 at the Northern Philippine Root Crops Research and Training Center. These were selected during the College Research Congress conducted earlier by the different colleges/institutes. The breakdown is as follows:

Distribution of student research papers presented during the 1st University Student Research Congress

		S&T Researches	Social Researches
UNDERGRADUATE	CTE	3	3
	CAS		3
	CHET	1	2
	CVM	4	
	CA	4	
	CEAT	3	
	CF	1	
	CN	3	
GRADUATE	IPA		3
	OU		2
	CAS		3
	CHET	1	

Level	
Undergraduate	30
Graduate	9
Category	
Science & Technology	20
Social	19

Total 39

IV. R&E Programs/Projects packaged

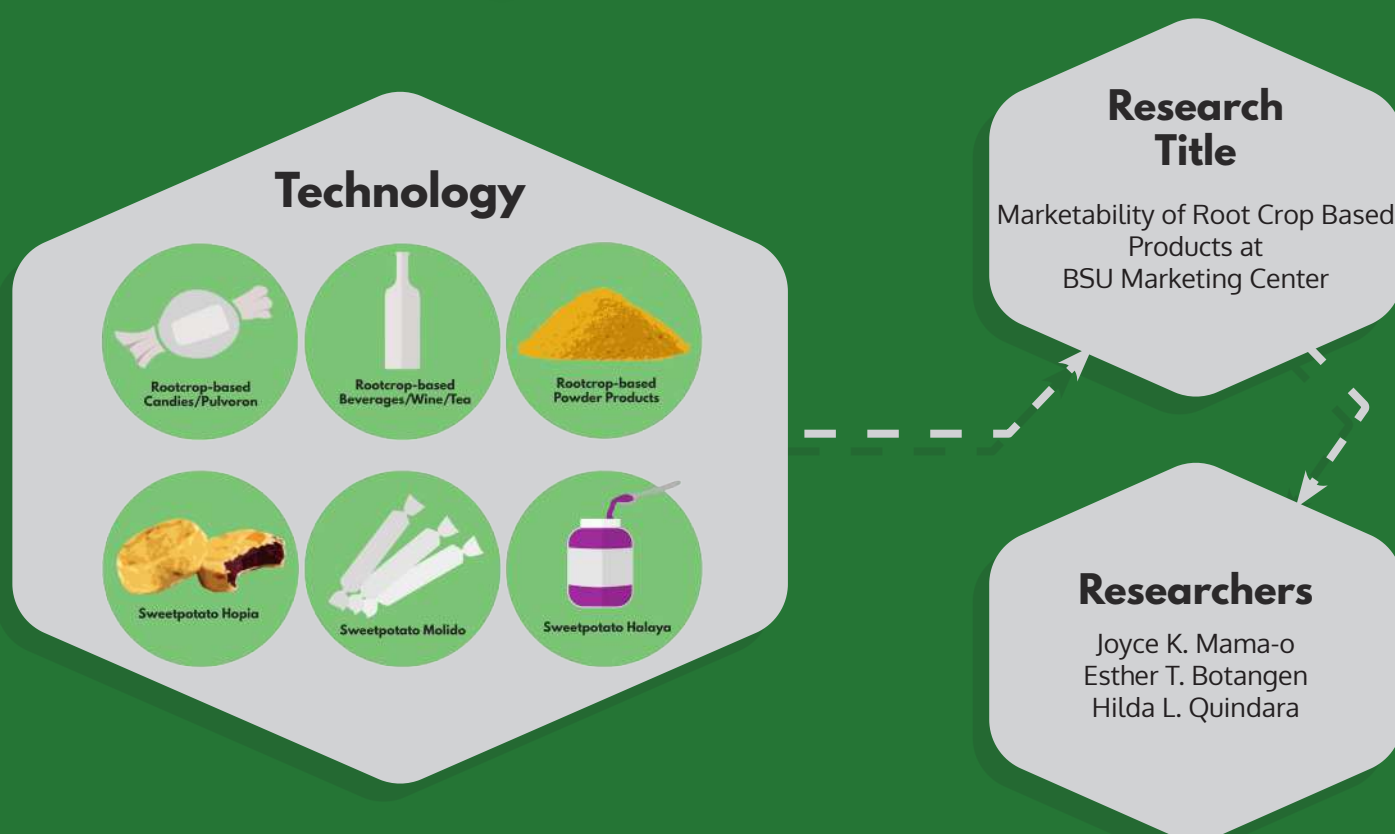
There were **85 RDE PROGRAMS AND PROJECTS PACKAGED** by researchers and faculty members for the year 2016 and were submitted to various international, national and local funding institutions. Among these are funding from **NCCA, US-AIDE STRIDE SID, PITAHC-PCHRD, PCAARRD-DOST, DA, DOST and CHED.**

V. R&D TECHNOLOGY

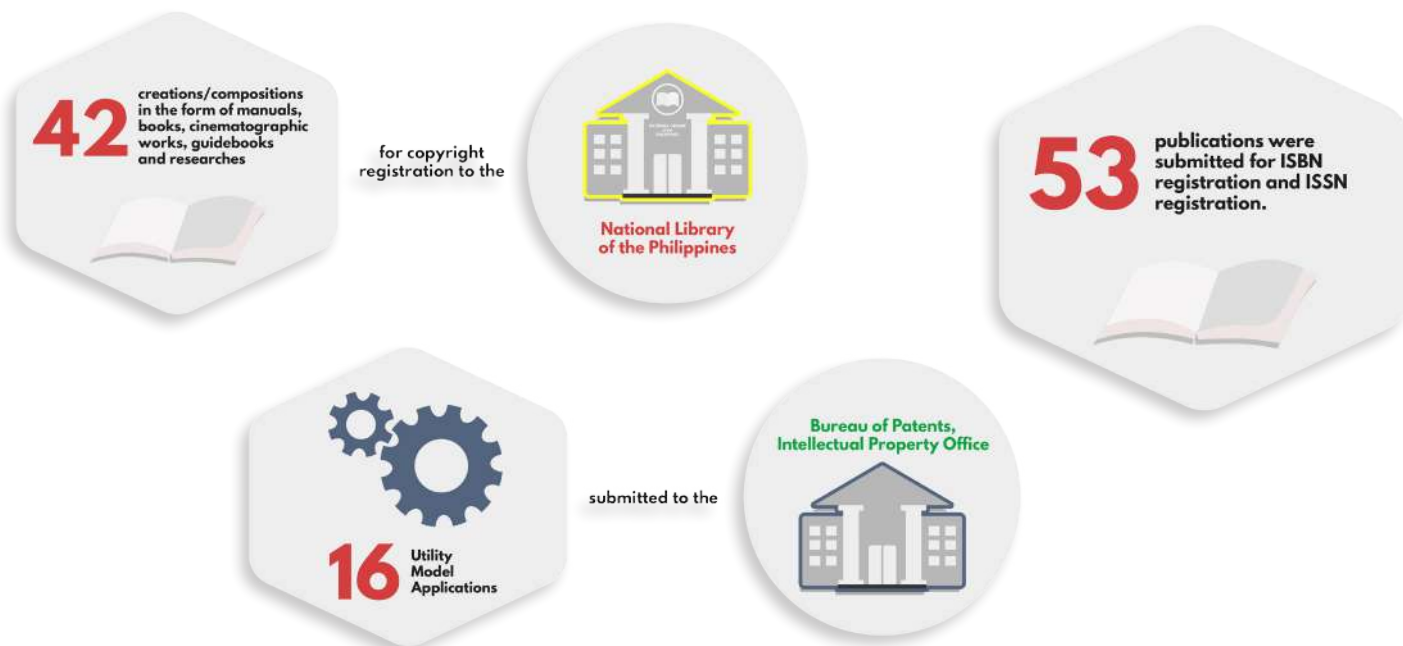
The Benguet Vegetable Processing Center was able to implement five (5) technology programs/projects for 2016, while seven (7) technologies were generated and commercialized.

 PROGRAM/PROJECT TITLE	 DURATION	 BUDGET	 SOURCE of FUND
<i>Marketability of Root Crop Based Products at BSU Marketing Center</i>	2010-2016	P 150,000.00	BSU
<i>Strengthening the Veggie Noodle and Pasta R and D Project for Food and Nutrition Security: Production, Evaluation and Market Niches of Spinach, Sweetpotato Tops and Amaranth - Enriched Canton Noodles</i>	2015-2016		BSU-FSRIC
<i>Pilot Testing and Seed Multiplication of Potential Varieties of Snap Bean (<i>Phaseolus vulgaris</i> L.) and Garden Pea (<i>Pisumsativum</i> L.) Under Organic Production System in the Philippines</i>	October 1, 2012 - December 2016	P 5M	DA-BAR
<i>Development of Production Technologies in Medinilla</i>	January 2015 - December 2016	P 40,000.00	BSU
<i>Vegetable Seed Production Research and Development Project</i>	January 2015 - December 2016	P 40,000.00	BSU

R and D Technologies Generated and Commercialized



VI. UTILITY MODELS/COPYRIGHTS/ISBN/ISSN



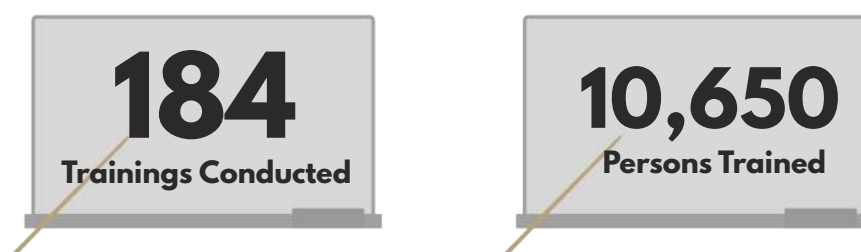
VII. CAPABILITY BUILDING

A total of eighty-five (85) trainings, seminars, and workshops were attended by BSU researchers for the year 2016




VIII. WRITESHOPS/ TRAININGS/ SEMINARS CONDUCTED/ FACILITATED

A total of 177 seminars/trainings/writeshops/information dissemination activities were conducted by the various centers, institutes, and colleges for the year 2016.



IX. LINKAGES

The University has maintained its partnership with the different Government and Non-government institutions/ agencies/ organizations through the implementation of RDE programs and projects.



X. AWARDS



XI. RESOURCES GENERATED/RECEIVED

Donor/ Source	Activity/ Project	Amount Generated	Proof/ Evidence
Cavite State University	Creating Growth in the Countryside through Development of Appropriate Technologies on Coffee Production and Processing (2 projects)	P 1,313,041.44	Transmittal letter
Commission on Higher Education	Investigating the Teaching and Learning of STEAM (Science, Technology, Engineering, Agriculture-Fisheries and Mathematics) in Philippine Higher Education Institutions Towards Development of a Lifelong Framework for STEAM Faculties and Students" (Project started September 2016)	P 2 Million	MOA; Notice to proceed
Department of Agriculture – Regional Field Office – Cordillera Administrative Region (DA-RFO- CAR)	Commercialization and Promotion of Processing Potato Varieties Thru Rapid Multiplication Technique in Potato Growing Areas	P 6.235 Million	MOA; Transmittal letter
Neys-Van Hoogstraten Founda- tion	Orange Fleshed Sweetpotato Varieties as Source of Food and Nutrition in Vitamin A Deficiency Areas (VAD) in Cordillera Administrative Region (CAR) (Started January 4, 2016 – June 2017)	P 880,000.00	MOA
Research Triangle Institute (RTI)/ USAID	USAID STRIDE Development of Protocols for the Production of Inoculants and Field Application of Atoxigenic Strains of <i>Aspergillus Flavus</i> (ASAFs) as Biological Control Agents (BCAs) Against Pre-harvest Aflatoxin Contamination in Peanut	P 4,699,951.00	Approved Grant Agree- ment



Production

University Business Affairs

The Office of the Vice President for Business Affairs is the steward of partnerships and leasable properties under the production function of the University.

The University Business Affairs (UBA) operated and managed various income generating projects and leasable properties of the University. It continued to provide quality products and services to the faculty, staff and students of the University, and stakeholders.

During the year in review, UBA generated a net income of PhP 6.6 M from IGPs and 19M from leasable properties. The University had a profitability ratio (Net Profit/Gross Expenses) of 11.46% from all of its IGPs.

Consolidated Income and Expenses of IGPs for 2016*

Revolving Fund 161

Project	Total Revenue	Total Operating Expenses	Net Income (Deficit)	% Return on Investment
Bakery	7,653,704.82	5,974,018.82	1,679,686.00	28.21%
Food Processing	8,452,298.72	8,424,074.98	28,223.74	0.34%
Poultry	4,173,302.01	4,980,389.62	(807,087.61)	-16.21%

Revolving Fund 163

Project	Total Revenue	Total Operating Expenses	Net Income (Deficit)	% Return on Investment
Animal Hospital	377,968.26	605,631.29	(227,663.03)	-37.59%
University Canteen 1	8,269,417.05	7,872,666.14	396,750.91	5.04%
Garments	645,235.54	353,071.85	292,163.69	82.75%
Gladiola	3,702,576.93	1,573,959.22	2,128,617.71	135.24%
Home Management	1,581,212.16	647,458.59	933,753.57	144.22%
Marketing Center	26,000,961.62	23,835,141.44	2,165,820.18	9.09%
SLS Canteen	3,753,509.39	3,701,086.67	52,422.72	1.42%

TOTAL

44,330,509.39

38,589,015.20

5,741,865.75

14.88%

*Consolidated from the Detailed Statement of Financial Performance Report by the Accounting Office



Administration & Governance

I. ADMINISTRATION AND THE BOARD OF REGENTS

Dr. Jones K. Feliciano served as Officer-in-Charge of the Office of the President from December 6, 2015 until March 16, 2016 when the Board of Regents conducted the final interview of the applicants and eventually elected Dr. Feliciano G. Calora, Jr. as the 6th president of BSU. The Turnover Ceremony was held on April 5, 2016 and the investiture of Dr. Calora was held on May 17, 2016. The investiture was attended to by the members of the Board of Regents (BOR), officials from different line agencies, other State Universities and Colleges (SUCs), and Local Government Units (LGUs), and other guests.

Outgoing or past members of the BOR were awarded with Plaques of Appreciation. Awarding for Dr. Silardo B. Bested (representative of Cong. Roman T. Romulo, Chair of Congressional Committee on Higher Education) and Atty. Vivian Eustaquio (representative of Sen. Pia S. Cayetano, Chair of Senate Committee on Higher Education) was held on June 22, 2016 during the 179th BOR Meeting while for Mr. Malcom C. Bacuso (Private Sector Representative from November 18, 2014-October 13, 2015), it was done during the Centennial Celebration on September 30, 2016.

Three new members, who had their oath taking on three different occasions, joined the BOR during the year. Faculty Regent, Louisa P. Pladio took her oath on June 22, 2016; Student Regent, Mark Neil B. Pageet on November 7, 2016 and Private Representative, Atty. Delmar O. Cariño on December 22, 2016.

The Board of Regents (BOR) had five board meetings in 2016 where 131 resolutions were passed. Among these are: BOR Resolution No. 2452, s. 2016, which approved the appointment of Dr. Calora as president of BSU from March 17, 2016 to March 16, 2020; and BOR Resolution No. 2464, s. 2016, Memorandum of Agreement between BSU and DepEd-CAR on the phasing out of the high schools in Bokod and Buguias campuses.

II. STRATEGIC PLANNING

The preparation of the University's Strategic Plan for 2017-2020 started with the crafting of the new Vision, Mission, Goals and Objectives (VMGO) and Core Values of the University. The workshops were done during two (2) special Administrative Council Meetings. The VMGOs were presented to the Board of Regents and were conditionally approved through BOR Resolution No. 2494, s. 2016. The Organizational Chart was also reviewed, revised and discussed as part of the agenda during the regular Administrative Council Meetings.



In order to prepare the University's Strategic Plan for 2017-2020, the different sectors and the offices under the Office of the President conducted their own workshops to prepare their respective strategic plans. The draft strategic plans of the different sectors were presented during the pre-planning workshop of the executive committee. The University Strategic Planning workshop was conducted on October 18-19, 2016. The output of the workshop was a draft University Strategic Plan for 2017-2020.



III. HUMAN RESOURCE

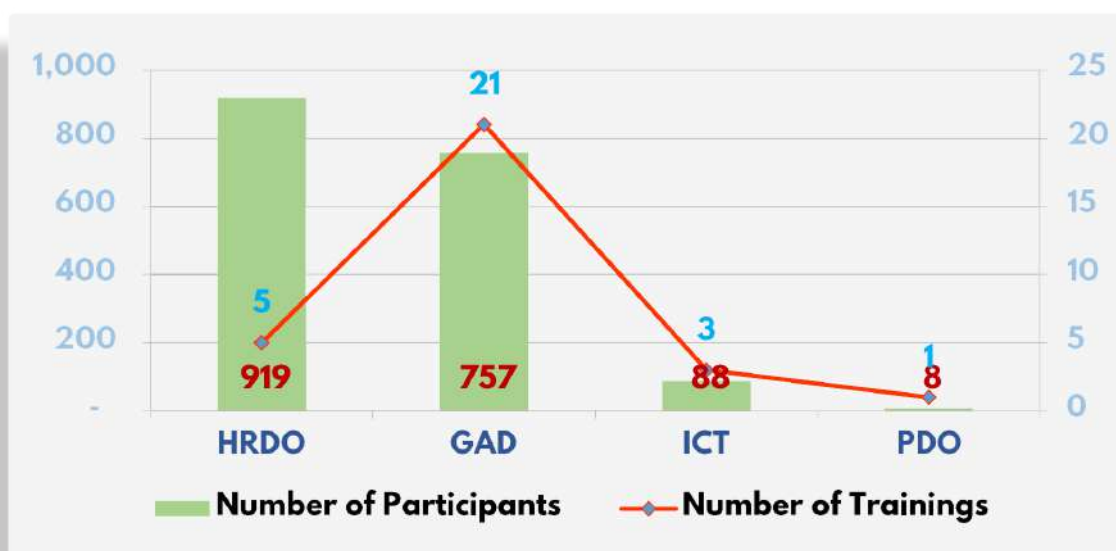
In 2016, a total of 47 permanent and 464 Job Order (JO) or Contract of Service (COS) appointments were issued. Of the 47 permanent positions, 14 are for teaching positions while 33 are for non-teaching positions. Ninety-one (91) of the JO/COS appointments are for teaching positions and 373 are for non-teaching positions. Step-increments for 122 employees were also processed during the year by the Human Resource Management Office.

	TYPE	BSU	CHED	TOTAL
FULL SCHOLARSHIP	Doctorate	5	19	24
	Masteral	1	3	4
THESIS ASSISTANCE	Doctorate	9	3	12
	Masteral	6		6
LOCAL (enrolled in BSU)	Doctorate	17		17
	Masteral	18		18
	TOTAL	56	25	81

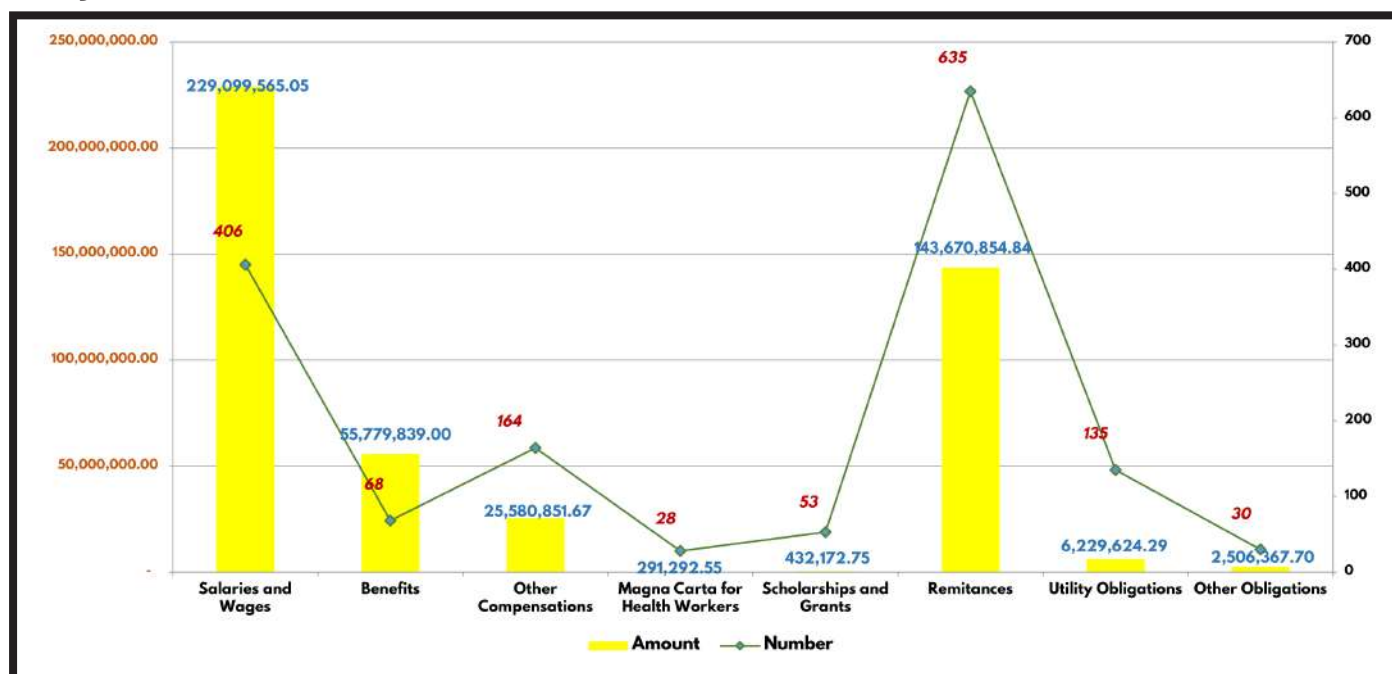
A total of 81 employees were assisted with various kinds of scholarships provided by the University (56) and by the Commission on Higher Education (25). These scholarships vary from full scholarships for doctorate and masteral degrees, to dissertation or thesis assistance, and sabbatical grants. Fifty four (54) employees were also provided assistance for short-term foreign travels for those who presented papers, served as resource person or participated in trainings, seminars or conferences. In addition, two faculty members were granted sabbatical grant during the year.



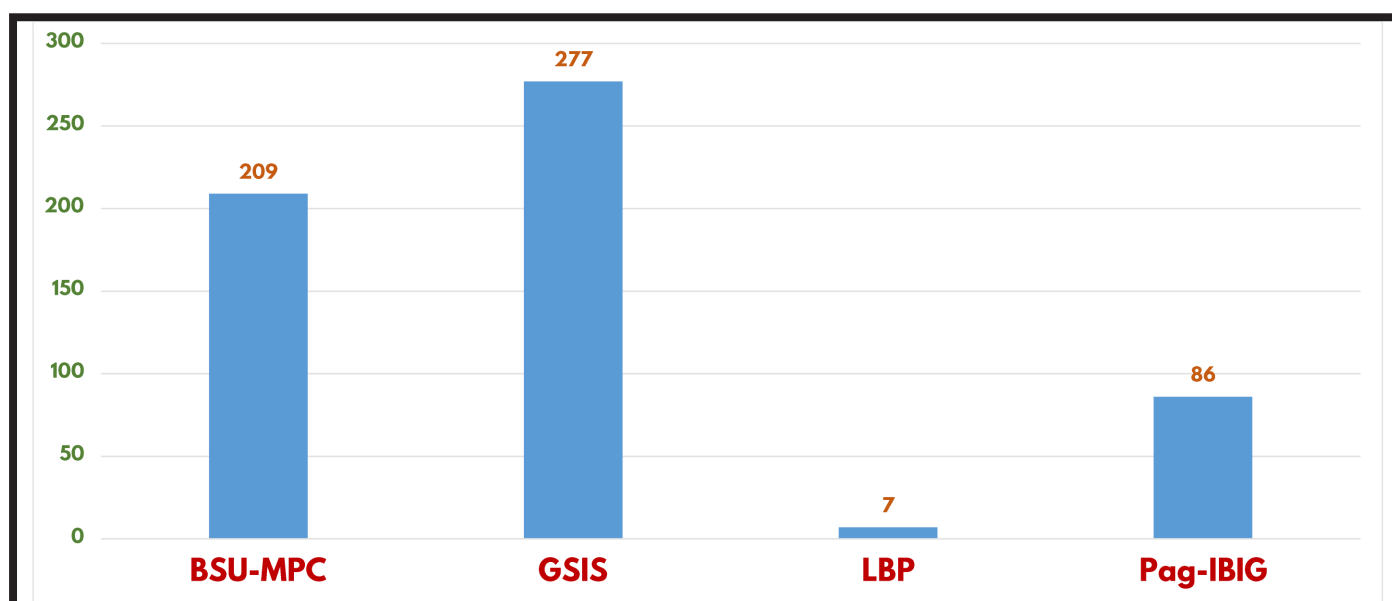
In addition to scholarships, grants and support for participation to trainings outside the University, the University conducted trainings for employees. In 2016, 30 trainings were conducted with a total of 1772 participants.



A total of 1519 payrolls and vouchers amounting to Php 463,540,587.85 were prepared by the Compensation, Benefits, and Other Obligations (CBOO) Office. This includes various types of compensations and benefits that the employees are receiving from the University; tuition fees and other benefits of local scholars; remittances to various agencies, banks and lending agencies; utility obligations; and others.



The applications of the employees for loans were also facilitated at the Administration Services Division. Applications for loans from the BSU Multi-Purpose Cooperative, Government Service Insurance System (GSIS), and Land Bank of the Philippines (LBP) were facilitated at the CBOO while application for loans from Pag-IBIG were facilitated at the Human Resource and Management Office (HRMO).



IV. SAFEGUARDING BSU LAND RESERVATION

The Land Reservation Office (LRO) conducted inspection and monitoring of activities within the University reservations at Ampasit, Sadjatan, Timoy, Puguis, Balili, Talinguroy, Wangal, Gayasi, Buyagan, Lubas, Tawang, Cabanao and Tabangaoen and Swamp area. Profiling of the BSU Reservations continued during the year where claimants were interviewed and biodiversity assessment was conducted.



In connection to the University's reservations, 33 of the 34 civil cases which were handled by the Legal Office during the year were on landholdings. 8 are at Regional Trial Courts, and 25 at the Municipal Trial Court. Three additional cases are being investigated at the Community Environment and Natural Resources Office (CENRO).



V. UPGRADING OF PHYSICAL FACILITIES AND PROVISION OF SUPPLIES

The construction of new buildings and the improvement or repair of existing facilities were continuously conducted in 2016. Twenty (20) infrastructure projects were implemented and at the end of the year, eleven (11) infrastructure projects were completed, seven (7) were still ongoing, one (1) was awarded but was not yet started, and one (1) was ready for bidding. Thirteen (13) of the projects were contracted out while six (6) were implemented "by administration". These projects were jointly facilitated by the Procurement and Management Office (PMO), the Planning and Development Office (PDO) and Finance Sector.



11

COMPLETED PROJECTS

Php 62,277,329.26

7

ONGOING PROJECTS

Php 42,372,156.90

1

AWARDED BUT NOT STARTED

Php 1,865,169.97

1

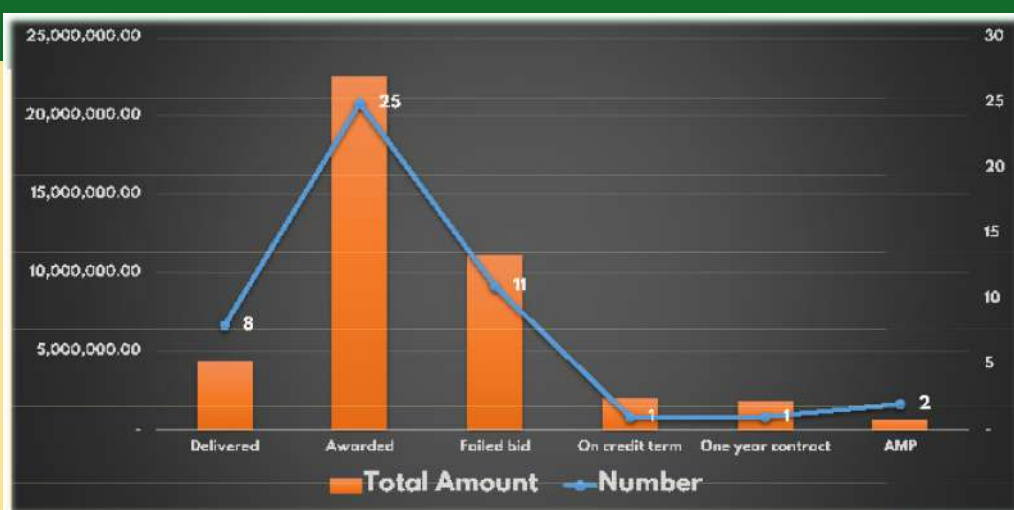
PROJECT FOR BIDDING

Php 20,000,000.00

The rehabilitation and repair of existing facilities were conducted by the General Services Office (GSO). Eighty two (82) projects were implemented during the year, 60 of which were programmed while the additional 22 projects were unprogrammed and/or urgent, such as those damages caused by typhoons (Table 2). In addition, various pieces of furniture were fabricated and installed in the classrooms/offices. The GSO also conducted maintenance and

upgrading of electrical lights and fixtures and water lines in all buildings in the University. In addition, the fencing project along the mulberry plantation in Balili is also being constructed through *pakyaw* contract.

STATUS	PROGRAMMED	UNPROGRAMMED	TOTAL
COMPLETED	42	20	62
ONGOING	8	2	10
MATERIALS FOR DELIVERY	5		5
RESCHEDULED FOR 2017	5		5
TOTAL	60	22	82



A total of 48 procurement projects have undergone bidding during the year. Eight (8) projects amounting to Php 4,319,624.46 were delivered, while 25 projects amounting to Php 22,535,980.24 were already awarded but are not yet delivered. The bidding for 13 projects failed, 2 of which were already identified to go through alternative method of procurement (AMP).

Supplies and equipment amounting to Php 85,043,281.08 were received by the Supplies and Property Management Office (SPMO) during the year. On the other hand, the supplies and equipment issued to the various offices in the University amounted to PhP 86,485,775.06.



VI. RECORDS MANAGEMENT

Created system-based pay slips for different compensations and benefits

NAME: Science Research Specialist II		Payroll Period: December 2016	
POSITION: 18		CDB:	
SALARY: 28,396.00	Withholding Tax: 0.00	Public Off: 0.00	Public Off: 0.00
PRBA: 2,000.00	GDS Pension: 2,845.00	GDS Pension: 2,845.00	GDS Pension: 2,845.00
TOTAL: 31,296.00	GDS Cost Loan: 5,000.00	GDS Cost Loan: 5,000.00	GDS Cost Loan: 5,000.00
TOTAL DEDUCTIONS: 19,796.00	GDS FAL: 0.00	GDS FAL: 0.00	GDS FAL: 0.00
NET AMOUNT: 11,500.00	GDS FAL: 0.00	GDS FAL: 0.00	GDS FAL: 0.00
HALF MONTH: 7,318.37	GDS FAL: 0.00	GDS FAL: 0.00	GDS FAL: 0.00

Created a database system to monitor employees on scholarship

MANAGEMENT	UNIVERSITY OF THE PHILIPPINES
ANONGOS, JR., Stanley F.	Doctoral Degree in History
ANONGOS, JR., Stanley F.	Doctoral Degree in History
ANONGOS, JR., Stanley F.	Doctoral Degree in History
ANONGOS, JR., Stanley F.	Doctoral Degree in History
ANONGOS, JR., Stanley F.	Doctoral Degree in History

Started the establishment of a system to monitor loans of employees

NAME	AMOUNT	DATE
ANONGOS, JR., Stanley F.	10,000.00	11/20/2016
ANONGOS, JR., Stanley F.	10,000.00	11/20/2016
ANONGOS, JR., Stanley F.	10,000.00	11/20/2016
ANONGOS, JR., Stanley F.	10,000.00	11/20/2016
ANONGOS, JR., Stanley F.	10,000.00	11/20/2016

Started the creation of a system for the easy retrieval and monitoring of files

DESCRIPTION	AMOUNT	DATE
18P- salary differential due to step increment for November 2016.	4,419.91	11/20/2016
18P- salary differential due to step increment for November 2016.	4,419.91	11/20/2016
18P- salary differential due to step increment for November 2016.	4,419.91	11/20/2016
18P- salary differential due to step increment for November 2016.	4,419.91	11/20/2016
18P- salary differential due to step increment for November 2016.	4,419.91	11/20/2016

and issuances of the University. For the year, 317 local and 35 international Memorandum of Agreement/Understanding were scanned and added to the database. Various databases were also developed in the different offices of the University to improve records management and in the retrieval of information needed in the preparation of reports and in answering queries of employees or outsiders. The CBOO prepared databases for compensations and benefits, benefits of university scholars, and loans of employees. The International Relations Office (IRO) prepared a database of the University's past and present international linkages. Copies of MOA/MOU were collected from different offices and are now kept at the IRO. The PDO on the other hand, established databases on a) buildings in the University, and b) housing units and the occupants.

The digitization of records by Records Office continued in 2016. The files which were scanned are Memorandum of Agreement/Understanding

VII. INTERNATIONAL AND PUBLIC RELATIONS

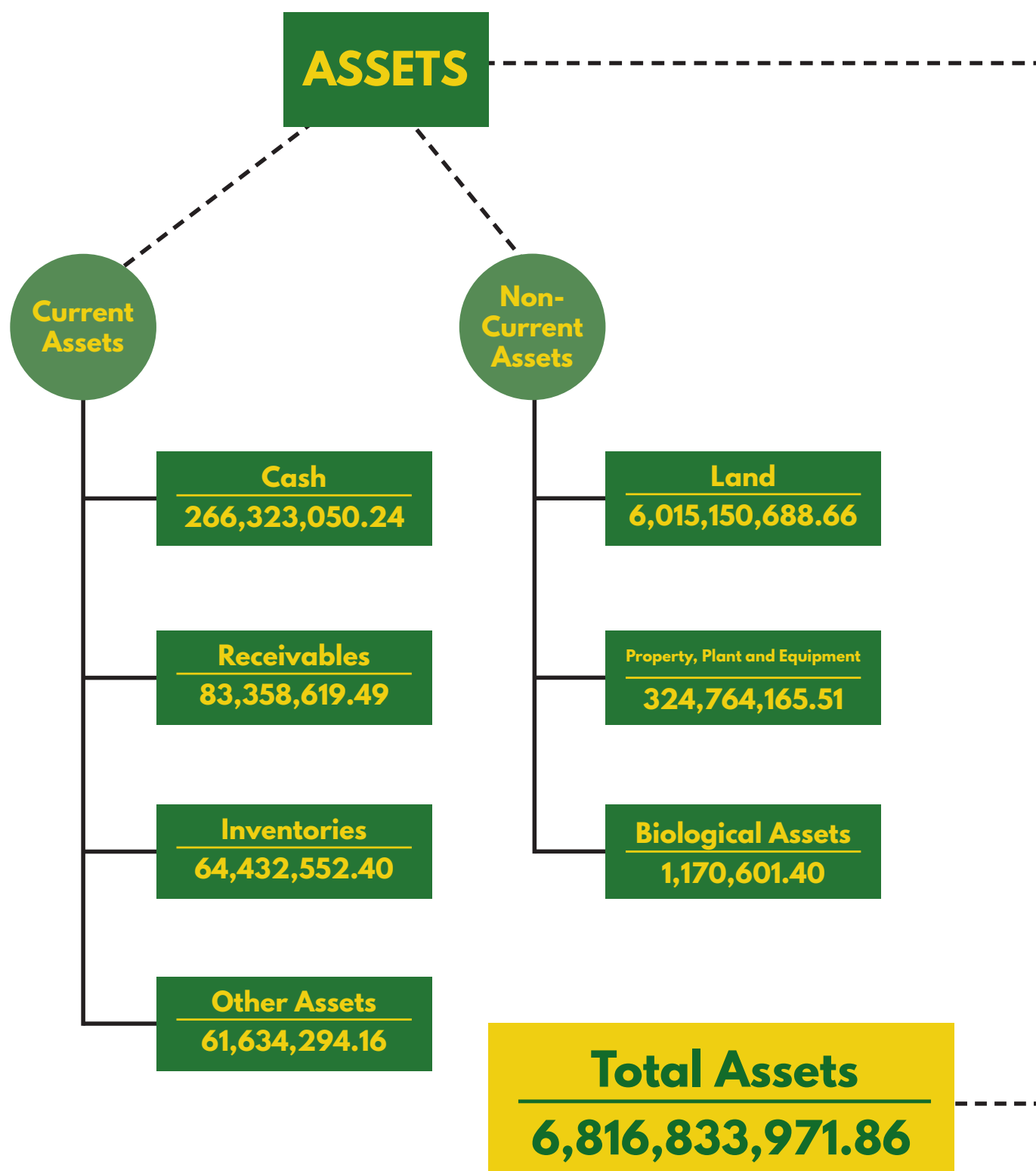
The University accommodated visitors, both from various parts of the country and from other countries. Foreign visitors were assisted by the IRO and local visitors were assisted by the University Public Affairs Office (UPAO).



VIII. FINANCIAL RESOURCES

Statement of Financial Position

As of December 31, 2016



LIABILITIES

Current Liabilities

Financial Liabilities
8,910,506.72

Inter-agency Payables
56,054,876.72

Trust Liabilities
7,097,932.28

Deferred Credits
499,468.05

Other Payables
38,476,915.10

Non-Current Assets

607,639.98

Total Liabilities
111,647,338.85

EQUITY

6,705,186,633.01

**TOTAL ASSETS LESS
TOTAL LIABILITIES**

6,705,186,633.01

**TOTAL NET ASSETS/
EQUITY**

6,705,186,633.01

Statement of Financial Performance

For the Period Ending December 31, 2016

REVENUE

Service and Business Income		
Service Income	2,240,313.04	
Business Income	90,358,218.74	
Shares, Grants and Donations		
Grants and Donations	3,000.00	
Gains	3,838.60	
Other Non-Operating Income		
Miscellaneous Income	448,469.13	193,053,839.51
LESS: CURRENT OPERATING EXPENSES		
Personnel Services		
Salaries and Wages	215,752,381.85	
Other Compensation	112,069,485.59	
Personnel Benefit Contribution	29,461,761.15	
Other Personnel Benefits	12,058,301.24	369,341,929.83
Maintenance and Other Operating Expenses (MOOE)		
Travelling Expenses	7,041,235.95	
Training and Scholarship Expenses	36,066,147.75	
Supplies and Materials Expenses	50,348,509.19	
Utilities Expenses	5,881,820.78	
Communication Expenses	3,896,612.29	
Awards/Rewards and Prizes	1,619,800.00	
Confidential, Intelligence and Extraordinary Expenses	148,500.00	
Professional Services	2,280,187.13	
General Services	9,561,592.06	
Repairs and Maintenance	6,770,040.00	
Taxes, Insurance Premiums & Other Fees	630,707.97	
Labor and Wages	42,449,233.61	
Other MOOE	21,981,201.16	188,675,587.89
Financial Expenses		16,760.00
Direct Costs		46,114,788.83
Non-cash Expenses (Total Depreciation)		21,095,823.92
CURRENT OPERATING EXPENSES		625,244,890.47
DEFICIT FROM CURRENT OPERATIONS		(432,191,050.96)
ADD: FINANCIAL ASSISTANCE/SUBSIDY AND GAINS		498,154,237.61
SURPLUS FOR THE PERIOD		65,963,186.65