

MONTHLY REPORT OF DISBURSEMENTS
For the month of July 2014

Department : State Universities and Colleges (SUCs)
 Agency : **BENGUET STATE UNIVERSITY**
 Operating Unit :
 Organization Code (UACS) : 08 017 00 00000
 Funding Source Code (as clustered): **101101**
 (e.g. Old Fund Code: 101.102.151)

PARTICULARS	CURRENT YEAR BUDGET					PRIOR YEAR'S BUDGET											SUB-TOTAL	TRUST LIABILITIES				GRAND TOTAL					Remarks			
	PS	MOOE	Fin. Exp	CO	TOTAL	PRIOR YEAR'S ACCOUNTS PAYABLE					CURRENT YEAR'S ACCOUNTS PAYABLE							PS	MOOE	CO	TOTAL	PS	MOOE	Fin. Exp	CO	TOTAL				
						PS	MOOE	Fin. Exp	CO	Sub-Total	PS	MOOE	Fin. Exp	CO	Sub-Total	TOTAL														
1	2	3	4	5	6=(2+3+4+5)	7	8	9	10	11=(7+8+9+10)	12	13	14	15	16=(12+13+14+15)	17=(11+16)	18=(6+17)	19	20	21	22=(19+20+21)	23	24	25	26	27=(23+24+25+26)	28			
Beginning Balance of NCA					-	-	-	-	-	-	-	-	-	-	-	-	-	-	-	-	-	-	-	-	-	-	-	-		
Notice of Cash Allocation (NCA)	19,329,000.00	3,167,000.00			22,496,000.00	-	-	-	-	-	-	-	-	-	-	-	22,496,000.00	-	-	-	-	-	-	-	-	-	22,496,000.00			
MDS Checks Issued	19,474,941.00	1,518,713.63		23,424.11	21,017,078.74	-	-	-	-	-	-	-	-	-	-	-	21,017,078.74	-	-	-	-	-	-	-	-	-	21,017,078.74			
Advice to Debit Account					-	-	-	-	-	-	-	-	-	-	-	-	-	-	-	-	-	-	-	-	-	-	-			
Working Fund (NCA issued to BTR)					-	-	-	-	-	-	-	-	-	-	-	-	-	-	-	-	-	-	-	-	-	-	-			
Tax Remittance Advices Issued (TRA)	2,516,724.42	41,020.77	-	482.68	2,558,227.87	-	-	-	-	-	-	-	-	-	-	-	2,558,227.87	-	-	-	-	-	-	-	-	-	2,558,227.87			
Cash Disbursement Ceiling (CDC)					-	-	-	-	-	-	-	-	-	-	-	-	-	-	-	-	-	-	-	-	-	-	-			
Non-Cash Availment Authority (NCAA)					-	-	-	-	-	-	-	-	-	-	-	-	-	-	-	-	-	-	-	-	-	-	-			
Others (CDT, BTr Docs Stamp, etc.)					-	-	-	-	-	-	-	-	-	-	-	-	-	-	-	-	-	-	-	-	-	-	-			
TOTAL	21,991,665.42	1,559,734.40	-	23,906.79	23,575,306.61	-	-	-	-	-	-	-	-	-	-	-	23,575,306.61	-	-	-	-	-	-	-	-	21,991,665.42	1,559,734.40	-	23,906.79	23,575,306.61
Less: Lapsed NCA/Reverted NCA	-	-	-	-	-	-	-	-	-	-	-	-	-	-	-	-	-	-	-	-	-	-	-	-	-	-	-	-		
Balance of Disbursements Authorities as of to date	(145,941.00)	1,648,286.37	-	(23,424.11)	1,478,921.26	-	-	-	-	-	-	-	-	-	-	-	1,478,921.26	-	-	-	-	-	-	-	(145,941.00)	1,648,286.37	-	(23,424.11)	1,478,921.26	

SUMMARY:	Previous Report (June)			This month (July)			As of Date			Previous Report (June)			This month (July)			As of Date		
	Total Disbursement Authorities Received	NCA	Working Fund	TRA	CDC	NCAA	Others (CDT, BTr Docs Stamp, etc.)	Less: Notice of Transfer Allocations (NTA)* issued	Total Disbursements Authorities Available	Less: Lapsed NCA Disbursements *	Balance of Disbursements Authorities as of to date	Total Disbursements Program	Less: * Actual Disbursements (Over)/Under spending	Total Disbursements Program	Less: * Actual Disbursements (Over)/Under spending	Total Disbursements Program	Less: * Actual Disbursements (Over)/Under spending	
Total Disbursement Authorities Received	24,122,067.04			2,904,089.77					27,026,156.81	27,026,156.81		27,026,156.81		27,026,156.81		27,026,156.81		
NCA		24,122,067.04						22,496,000.00			46,618,067	25,054,227.87		25,054,227.87		52,080,384.68		
Working Fund				2,904,089.77				2,558,227.87			5,462,318	23,575,306.61		23,575,306.61		50,601,463.42		
TRA																		
CDC																		
NCAA																		
Others (CDT, BTr Docs Stamp, etc.)																		
Less: Notice of Transfer Allocations (NTA)* issued																		
Total Disbursements Authorities Available																		
Less: Lapsed NCA Disbursements *																		
Balance of Disbursements Authorities as of to date																		

Notes: The use of NTA is discouraged
 * Amounts should tally

Certified Correct: 
IMELDA B. GALINATO
 Accountant IV
 Date: _____

Approved By: 
DR. BEN D. ADILAD
 Head of Agency or Authorized Representative
 Date: _____

MONTHLY REPORT OF DISBURSEMENTS
For the month of August 2014


Department : State Universities and Colleges (SUCs)
 Agency : BENGUET STATE UNIVERSITY
 Operating Unit :
 Organization Code (UACS) : 08.017.00.00000
 Funding Source Code (as clustered): 101101


(e.g. Old Fund Code: 101,102, 151)

PARTICULARS	CURRENT YEAR BUDGET					PRIOR YEAR'S BUDGET											SUB-TOTAL	TRUST LIABILITIES				GRAND TOTAL					Remarks		
	PS	MOOE	Fin. Exp	CO	TOTAL	PRIOR YEAR'S ACCOUNTS PAYABLE					CURRENT YEAR'S ACCOUNTS PAYABLE					TOTAL		PS	MOOE	CO	TOTAL	PS	MOOE	Fin. Exp	CO	TOTAL			
						PS	MOOE	Fin. Exp	CO	Sub-Total	PS	MOOE	Fin. Exp	CO	Sub-Total													11=(7+8+9+10)	12
1	2	3	4	5	6=(2+3+4+5)	7	8	9	10	11=(7+8+9+10)	12	13	14	15	16=(12+13+14+15)	17=(11+16)	18=(6+17)	19	20	21	22=(19+20+21)	23	24	25	26	27=(23+24+25+26)	28		
Beginning Balance of NCA		1,478,921.26			1,478,921.26	-	-	-	-	-	-	-	-	-	-	-	1,478,921.26	-	-	-	-	-	1,478,921.26	-	-	-	1,478,921.26		
Notice of Cash Allocation (NCA)	19,331,000.00	4,610,541.00			23,941,541.00	-	-	-	-	-	-	-	-	-	-	-	23,941,541.00	-	-	-	-	-	19,331,000.00	4,610,541.00	-	-	23,941,541.00	Over spending PS	
MDS Checks Issued	22,307,384.00	2,885,630.97		27,058.42	25,220,073.39	-	-	-	-	-	-	-	-	-	-	-	25,220,073.39	-	-	-	-	-	22,307,384.00	2,885,630.97	-	27,058.42	25,220,073.39	was due to payment	
Advice to Debit Account						-	-	-	-	-	-	-	-	-	-	-		-	-	-	-	-						of Contractual	
Working Fund (NCA issued to BTr)						-	-	-	-	-	-	-	-	-	-	-		-	-	-	-	-						personnel,	
Tax Remittance Advices Issued (TRA)	2,367,659.92	139,350.11		1,986.30	2,508,996.33	-	-	-	-	-	-	-	-	-	-	-	2,508,996.33	-	-	-	-	-	2,367,659.92	139,350.11	-	1,986.30	2,508,996.33	monetization and	
Cash Disbursement Ceiling (CDC)						-	-	-	-	-	-	-	-	-	-	-		-	-	-	-	-						overtime services	
Non-Cash Availment Authority (NCAA)						-	-	-	-	-	-	-	-	-	-	-		-	-	-	-	-						and night shift	
Others (CDT, BTr Docs Stamp, etc.)						-	-	-	-	-	-	-	-	-	-	-		-	-	-	-	-						differential	
TOTAL	24,675,043.92	3,024,981.08		29,044.72	27,729,069.72	-	-	-	-	-	-	-	-	-	-	-	27,729,069.72	-	-	-	-	-	24,675,043.92	3,024,981.08	-	29,044.72	27,729,069.72		
Less: Lapsed NCA/Reverted NCA						-	-	-	-	-	-	-	-	-	-	-		-	-	-	-	-							
Balance of Disbursements Authorities as of to date	(2,976,384.00)	3,203,831.29		(27,058.42)	200,388.87	-	-	-	-	-	-	-	-	-	-	-	200,388.87	-	-	-	-	-	(2,976,384.00)	3,203,831.29	-	(27,058.42)	200,388.87		

SUMMARY:	Previous Report (July)			This month (August)			As of Date			Previous Report (July)			This month (August)			As of Date			
	PS	MOOE	Fin. Exp	CO	Sub-Total	TOTAL	PS	MOOE	Fin. Exp	CO	Sub-Total	TOTAL	PS	MOOE	Fin. Exp	CO	Sub-Total	TOTAL	
Total Disbursement Authorities Received																			
NCA		22,496,000.00			25,420,462.26	47,916,462													
Working Fund																			
TRA		2,558,227.87			2,508,996.33	5,067,224													
CDC																			
NCAA																			
Others (CDT, BTr Docs Stamp, etc.)																			
Less: Notice of Transfer Allocations (NTA) issued																			
Total Disbursements Authorities Available		25,054,227.87			27,929,458.59	52,983,686													
Less: Lapsed NCA																			
Disbursements *		23,575,306.61			27,729,069.72	51,304,376.33													
Balance of Disbursements Authorities as of to date		1,478,921.26			200,388.87	1,679,310.13													


Notes: The use of NTA is discouraged
* Amounts should tally

Certified Correct:

 IMELDA B. GALINATO
 Accountant IV
 Date: _____

Approved By:

 DR. BEN D. LADILAD
 Head of Agency or Authorized Representative
 Date: _____

MONTHLY REPORT OF DISBURSEMENTS
For the month of September 2014

Department : State Universities and Colleges (SUCs)
 Agency : BENGUET STATE UNIVERSITY
 Operating Unit :
 Organization Code (UACS) : 08 017 00 00000
 Funding Source Code (as clustered): 101101
 (e.g. Old Fund Code: 101,102, 151)

PARTICULARS	CURRENT YEAR BUDGET					PRIOR YEAR'S BUDGET											SUB-TOTAL	TRUST LIABILITIES				GRAND TOTAL					Remarks		
	PS	MOOE	Fin. Exp	CO	TOTAL	PRIOR YEAR'S ACCOUNTS PAYABLE					CURRENT YEAR'S ACCOUNTS PAYABLE							TOTAL	PS	MOOE	CO	TOTAL	PS	MOOE	Fin. Exp	CO		TOTAL	
						PS	MOOE	Fin. Exp	CO	Sub-Total	PS	MOOE	Fin. Exp	CO	Sub-Total	PS													MOOE
1	2	3	4	5	6=(2+3+4+5)	7	8	9	10	11=(7+8+9+10)	12	13	14	15	16=(12+13+14+15)	17=(11+16)	18=(6+17)	19	20	21	22=(19+20+21)	23	24	25	26	27=(23+24+25+26)	28		
Beginning Balance of NCA		200,388.87			200,388.87	-	-	-	-	-	-	-	-	-	-	-	200,388.87	-	-	-	-	-	200,388.87	-	-	-	200,388.87		
Notice of Cash Allocation (NCA)	19,334,000.00	9,342,000.00			28,676,000.00	-	-	-	-	-	-	-	-	-	-	-	28,676,000.00	-	-	-	-	-	19,334,000.00	9,342,000.00	-	-	28,676,000.00		
MDS Checks Issued	19,266,811.11	9,589,787.26		19,700.50	28,876,298.87	-	-	-	-	-	-	-	-	-	-	-	28,876,298.87	-	-	-	-	-	19,266,811.11	9,589,787.26	-	19,700.50	28,876,298.87		
Advice to Debit Account						-	-	-	-	-	-	-	-	-	-	-													
Working Fund (NCA issued to BTR)						-	-	-	-	-	-	-	-	-	-	-													
Tax Remittance Advices Issued (TRA)	2,243,913.98	60,303.28		1,708.82	2,305,926.08	-	-	-	-	-	-	-	-	-	-	-	2,305,926.08	-	-	-	-	-	2,243,913.98	60,303.28	-	1,708.82	2,305,926.08		
Cash Disbursement Ceiling (CDC)						-	-	-	-	-	-	-	-	-	-	-													
Non-Cash Availment Authority (NCAA)						-	-	-	-	-	-	-	-	-	-	-													
Others (CDT, BTR Docs Stamp, etc.)						-	-	-	-	-	-	-	-	-	-	-													
TOTAL	21,510,725.09	9,650,090.54	-	21,409.32	31,182,224.95	-	-	-	-	-	-	-	-	-	-	-	31,182,224.95	-	-	-	-	-	21,510,725.09	9,650,090.54	-	21,409.32	31,182,224.95		
Less: Lapsed NCA/Reverted NCA						-	-	-	-	-	-	-	-	-	-	-													
Balance of Disbursements Authorities as of to date	67,188.89	(47,398.39)	-	(19,700.50)	90.00	-	-	-	-	-	-	-	-	-	-	-	90.00	-	-	-	-	-	67,188.89	(47,398.39)	-	(19,700.50)	90.00		
SUMMARY:																													
		Previous Report (August)		This month (September)		As of Date												PREVIOUS REPORT (AUGUST)		THIS MONTH (SEPTEMBER)		As of Date							
Total Disbursement Authorities Received																			27,929,458.59				31,182,314.95				59,111,773.54		
NCA		25,420,462.26			28,876,388.87		54,296,851																						
Working Fund																													
TRA		2,508,996.33			2,305,926.08		4,814,922																						
CDC																													
NCAA																													
Others (CDT, BTR Docs Stamp, etc.)																													
Less: Notice of Transfer Allocations (NTA)* issued																													
Total Disbursements Authorities Available		27,929,458.59			31,182,314.95		59,111,774																						
Less: Lapsed NCA																													
Disbursements *		27,729,069.72			31,182,224.95		58,911,294.67																						
Balance of Disbursements Authorities as of to date		200,388.87			90.00		200,478.87																						
Notes: The use of NTA is discouraged * Amounts should tally																													
Certified Correct:																													
															Approved By: 														
															DR. BEN D. LADILAD Head of Agency or Authorized Representative														
															Date:														
IMELDA B. GALINATO Accountant IV Date:																													