


QUARTERLY REPORT OF REVENUE AND OTHER RECEIPTS
As of the Quarter Ending June 30, 2017

Department : SUCs
 Agency: BENGUET STATE UNIVERSITY
 Operating Unit: _____
 Organization Code : 8017000000


CLASSIFICATION/SOURCES OF REVENUE AND OTHER RECEIPTS	UACS Code	REVENUE TARGET (Annual)	ACTUAL REVENUE AND OTHER RECEIPTS COLLECTIONS					CUMULATIVE REMITTANCE/ DEPOSITS TO DATE			VARIANCE		REMARKS
			1st Quartr	2nd Quarter	3rd Quarter	4th Quarter	TOTAL	Remittance to BTR	Deposited with ADGB	TOTAL	Amount	%	
C. Off-Budget Accounts													
(40202130) Income from Hostels/Dormitories and Other Like Facilities													
Gladiola Center	40202130		1,001,561.00	1,081,267.00			2,082,828.00		2,082,538.00	2,082,538.00			
BSU Guest Houses	40202130		295,390.00	484,190.00			779,580.00		777,900.00	777,900.00			
Subtotal			1,296,951.00	1,565,457.00	-	-	2,862,408.00	-	2,860,438.00	2,860,438.00			
(40202160) Sales Revenue													
BVPC	40202160			133,675.25			133,675.25		106,125.50	106,125.50			
BSU Bakery	40202160		1,858,040.25	2,113,675.55			3,971,715.80		3,248,271.85	3,248,271.85			
Food Processing Center	40202160		2,430,699.65	2,556,786.70			4,987,486.35		4,166,407.80	4,166,407.80			
Poultry Project	40202160		15,400.00	75,576.25			90,976.25		90,976.25	90,976.25			
BSU Canteen I	40202160		1,120,777.72	1,736,615.40			2,857,393.12		2,845,883.12	2,845,883.12			
Souvenir Gift Shop	40202160		-	-			-		-	-			
Marketing Center	40202160		6,116,734.68	6,281,581.27			12,398,315.95		12,361,115.95	12,361,115.95			
SLS Canteen	40202160		772,403.75	1,001,263.00			1,773,666.75		1,732,277.75	1,732,277.75			
Subtotal			12,314,056.05	13,899,173.42	-	-	26,213,229.47	-	24,551,058.22	24,551,058.22			
(40202990) Other Business Income													
CVM Animal Hospital	40202990		154,569.00	37,705.00			192,274.00		192,304.00	192,304.00			
BSU Garments	40202990		138,130.00	115,895.00			254,025.00		253,625.00	253,625.00			
Subtotal			292,699.00	153,600.00	-	-	446,299.00	-	445,929.00	445,929.00			
TOTAL			13,903,706.05	15,618,230.42	-	-	29,521,936.47	-	27,857,425.22	27,857,425.22			

Certified Correct:


IMELDA B. GALINATO
 Accountant IV

Date: _____

APPROVED:


FELICIANO G. CALORA Jr.
 President


Date: _____

QUARTERLY REPORT OF REVENUE AND OTHER RECEIPTS
As of the Quarter Ending June 30, 2017

Department : SUCs
 Agency: BENGUET STATE UNIVERSITY
 Operating Unit: _____
 Organization Code : 8017000000


CLASSIFICATION/SOURCES OF REVENUE AND OTHER RECEIPTS	UACS Code	REVENUE TARGET (Annual)	ACTUAL REVENUE AND OTHER RECEIPTS COLLECTIONS					CUMULATIVE REMITTANCE/ DEPOSITS TO DATE			VARIANCE		REMARKS
			1st Quartr	2nd Quarter	3rd Quarter	4th Quarter	TOTAL	Remittance to BTR	Deposited with ADGB	TOTAL	Amount	%	
C. Off-Budget Accounts													
(40202130) Income from Hostels/Dormitories and Other Like Facilities													
Gladiola Center	40202130		1,001,561.00	1,081,267.00			2,082,828.00		2,082,538.00	2,082,538.00			
BSU Guest Houses	40202130		295,390.00	484,190.00			779,580.00		777,900.00	777,900.00			
Subtotal			1,296,951.00	1,565,457.00	-	-	2,862,408.00	-	2,860,438.00	2,860,438.00			
(40202160) Sales Revenue													
BVPC	40202160			133,675.25			133,675.25		106,125.50	106,125.50			
BSU Bakery	40202160		1,858,040.25	2,113,675.55			3,971,715.80		3,248,271.85	3,248,271.85			
Food Processing Center	40202160		2,430,699.65	2,556,786.70			4,987,486.35		4,166,407.80	4,166,407.80			
Poultry Project	40202160		15,400.00	75,576.25			90,976.25		90,976.25	90,976.25			
BSU Canteen I	40202160		1,120,777.72	1,736,615.40			2,857,393.12		2,845,883.12	2,845,883.12			
Souvenir Gift Shop	40202160		-	-			-		-	-			
Marketing Center	40202160		6,116,734.68	6,281,581.27			12,398,315.95		12,361,115.95	12,361,115.95			
SLS Canteen	40202160		772,403.75	1,001,263.00			1,773,666.75		1,732,277.75	1,732,277.75			
Subtotal			12,314,056.05	13,899,173.42	-	-	26,213,229.47	-	24,551,058.22	24,551,058.22			
(40202990) Other Business Income													
CVM Animal Hospital	40202990		154,569.00	37,705.00			192,274.00		192,304.00	192,304.00			
BSU Garments	40202990		138,130.00	115,895.00			254,025.00		253,625.00	253,625.00			
Subtotal			292,699.00	153,600.00	-	-	446,299.00	-	445,929.00	445,929.00			
TOTAL			13,903,706.05	15,618,230.42	-	-	29,521,936.47	-	27,857,425.22	27,857,425.22			

Certified Correct:


IMELDA B. GALINATO
 Accountant IV

Date: _____

APPROVED:


FELICIANO G. CALORA Jr.
 President

Date: _____