

**SUMMARY OF APPROVED BUDGET, UTILIZATIONS, DISBURSEMENTS AND BALANCES BY OBJECT OF EXPENDITURES**  
As of March 2016

Department : SUCs  
 Agency : Benguet State University  
 Operating Unit : \_\_\_\_\_  
 Organization Code (UACS) : 08017000000  
 Funding Source Code (as clustered) : Revolving Fund (RF- 161),( RF -163) and Special Trust Fund (STF- 164)

Particulars	UACS CODE	Approved Budget			Budget Utilization					Disbursements					BALANCES		
		Approved Budgeted Revenue	Adjustments (Additions, Reductions, Realignments)	Adjusted Budgeted Revenue	1st Quarter Ending March 31	2nd Quarter Ending June 30	3rd Quarter Ending Sept. 30	4th Quarter Ending Dec. 31	Total	1st Quarter Ending March 31	2nd Quarter Ending June 30	3rd Quarter Ending Sept. 30	4th Quarter Ending Dec. 31	Total	Unutilized Budget	Unpaid Utilization Due and Demandable / Accounts Payable	Not Yet Due and Demandable
1	2	3	4	5=[3+(-)4]	6	7	8	9	10=(6+7+8+9)	11	12	13	14	15=(11+12+13+14)	16=(5-10)	17	18
<b>SUMMARY</b>																	
<b>A. AGENCY SPECIFIC BUDGET</b>																	
Personnel Services	50100000 00																
Salaries and Wages	50101000 00																
Salaries and Wages - Regular	50101010 01			-					-					-			
Salaries and Wages - Casual and Contractual	50101020 00	6,438,636.00		6,438,636.00	1,138,722.01				1,138,722.01	1,102,028.51				1,102,028.51	5,299,914		
Salaries and Wages - Substitute	50101020 00			-					-					-			
Salaries and Wages - Emergency	50101020 00	541,176.40		541,176.40					-					-	541,176		
Other Compensation	50102000 00			-					-					-			
Personnel Economic Relief Allowance (PERA)	50102010 00			-					-					-			
PERA - Civilian	50102010 01			-					-					-			
Representation Expenses	50102020 00			-					-					-			
Transportation Allowance	50102030 01			-					-					-			
Clothing/Uniform Allowance	50102040 01			-					-					-			
Subsistence, Laundry Allowance	50102050 03			-	434,994.50				434,994.50					-	-434,995		
Honoraria	50102100 01	16860459.83		16,860,459.83					-	358,500.00				358,500.00	16,860,460		
Hazard Pay	50102110 02	30000		30,000.00	2,417.50				2,417.50	2,417.50				2,417.50	27,583		
overtime and Night Pay	50102130 01	2366308		2,366,308.00	3,706.42				3,706.42	3,706.42				3,706.42	2,362,602		
Christmas Bonus	50102140 01			-					-					-			
Cash Gift	50102150 00			-					-					-			
Productivity Incentive Bonus	50102080 01			-					-					-			
Longevity Pay (Step Increment)	50102120 01			-					-					-			
Personnel Benefit Contribution	50103000 00			-					-					-			
Life and Retirement Insurance Contribution	50103010 00			-					-					-			
PAG-IBIG Contribution	50103020 01			-					-					-			
Philhealth Contribution	50103030 01			-					-					-			
ECC Contribution	50103040 01			-					-					-			
Other Personnel Benefits	50104990 00			-					-					-			

**SUMMARY OF APPROVED BUDGET, UTILIZATIONS, DISBURSEMENTS AND BALANCES BY OBJECT OF EXPENDITURES**  
As of March 2016

Department : SUCs  
 Agency : Benguet State University  
 Operating Unit : \_\_\_\_\_  
 Organization Code (UACS) : 08017000000  
 Funding Source Code (as clustered) : Revolving Fund (RF- 161),( RF -163) and Special Trust Fund (STF- 164)

Particulars	UACS CODE	Approved Budget			Budget Utilization					Disbursements					BALANCES		
		Approved Budgeted Revenue	Adjustments (Additions, Reductions, Realignments)	Adjusted Budgeted Revenue	1st Quarter Ending March 31	2nd Quarter Ending June 30	3rd Quarter Ending Sept. 30	4th Quarter Ending Dec. 31	Total	1st Quarter Ending March 31	2nd Quarter Ending June 30	3rd Quarter Ending Sept. 30	4th Quarter Ending Dec. 31	Total	Unutilized Budget	Unpaid Utilization (Due and Demandable / Accounts Payable)	Not Yet Due and Demandable
1	2	3	4	5=[3+(-)4]	6	7	8	9	10=(6+7+8+9)	11	12	13	14	15=(11+12+13+14)	16=(5-10)	17	18
Terminal Leave Benefits	50104030 01			-											0		
Other Personnel Benefits	50104990 99	329,971.00		329,971.00					-					-	329,971		
sub-total . . .		26,566,551.23	-	26,566,551.23	1,579,840.43	-	-	-	1,579,840.43	1,466,652.43	-	-	-	1,466,652.43	24,986,710.80	-	-
Maintenance and Other Operating Expenses	50200000 00														0		
Travelling Expenses	50201000 00														0		
Travel Expenses - Local	50201010 00	12,374,545.91		12,374,545.91	786,959.40				786,959.40	557,000.52				557,000.52	11,587,587		
Travel Expenses - Foreign	50201020 00	1,197,946.22		1,197,946.22	26,813.37				26,813.37	26,813.37				26,813.37	1,171,133		
Training and Scholarship Expenses	50202000 00														0		
Training Expenses	50202010 00	756,3715.77		7,563,715.77	134,150.00				134,150.00	95,850.00				95,850.00	7,429,566		
Scholarship Expenses	50202020 00	3,968,711.00		3,968,711.00	47,945.00				47,945.00	41,945.00				41,945.00	3,920,766		
Supplies and Materials Expenses	50203000 00														0		
Office Supplies Expenses	50203010 00	16,868,616.88		16,868,616.88	37,594.24				37,594.24	165,849.04				165,849.04	16,831,023		
Accountable Forms Expenses	50203020 00	60,500.00		60,500.00											60,500		
Animal/Zoological Supplies Expenses	50203040 00	17,416,170.82		17,416,170.82	1,180,000.00				1,180,000.00	1,222,000.00				1,222,000.00	16,236,171		
Drugs and Medicine Expenses	50203070 00														0		
Medical, Dental, Lab Supplies Expenses	50203080 00	7,936,047.37		7,936,047.37	35,463.00				35,463.00						7,900,584		
Gasoline, Oil and Lubricants Expenses	50203090 00	2,513,183.78		2,513,183.78	107,552.67				107,552.67	132,248.82				132,248.82	2,405,631		
Agricultural Supplies Expenses	50203100 00	486,000.00		486,000.00											486,000		
Textbooks and Instructional Materials	50203110 01	2,757,718.65		2,757,718.65											2,757,719		
Other Supplies Expenses	50203990 00	54,492,894.56		54,492,894.56	7,866,467.11				7,866,467.11	7,014,042.35				7,014,042.35	46,626,427		
Utility Expenses	50204000 00									516,757.86				516,757.86	0		
Water Expenses	50204010 00	282,446.00		282,446.00	14,142.00				14,142.00	14,142.00				14,142.00	268,304		
Electricity Expenses	50204020 00	5,052,883.79		5,052,883.79	713,828.81				713,828.81	194,612.15				194,612.15	4,339,055		
Cooking Gas Expenses	50203990 00														0		
Communication Expenses	50205000 00														0		
Postage and Deliveries	50205010 00														0		
Telephone Expenses- Landline	50205020 02	1,173,178.32		1,173,178.32	95,220.58				95,220.58	18,705.33				18,705.33	1,077,958		
Telephone Expenses- Mobile	50205020 01	317,561.88		317,561.88	14,432.84				14,432.84						303,129		
Internet Expenses	50205030 00	3,110,317.05		3,110,317.05	343,157.12				343,157.12	427,298.92				427,298.92	2,767,160		
Cable, Satellite, Telegraph and Radio Expenses	50205040 00	178,600.00		178,600.00	31,632.23				31,632.23	10,339.66				10,339.66	146,968		
Membership Dues and Contributions to Org.	50299060 00	834,723.57		834,723.57	1,500.00				1,500.00	1,500.00				1,500.00	833,224		
Awards and Indemnities	50206010 00	2,304,592.60		2,304,592.60											2,304,593		

**SUMMARY OF APPROVED BUDGET, UTILIZATIONS, DISBURSEMENTS AND BALANCES BY OBJECT OF EXPENDITURES  
As of March 2016**

Department : SUCs  
 Agency : Benguet State University  
 Operating Unit : \_\_\_\_\_  
 Organization Code (UACS) : 08017000000  
 Funding Source Code (as clustered) : Revolving Fund (RF- 161),( RF -163) and Special Trust Fund (STF- 164)

Particulars	UACS CODE	Approved Budget			Budget Utilization					Disbursements					BALANCES		
		Approved Budgeted Revenue	Adjustments (Additions, Reductions, Realignments)	Adjusted Budgeted Revenue	1st Quarter Ending March 31	2nd Quarter Ending June 30	3rd Quarter Ending Sept. 30	4th Quarter Ending Dec. 31	Total	1st Quarter Ending March 31	2nd Quarter Ending June 30	3rd Quarter Ending Sept. 30	4th Quarter Ending Dec. 31	Total	Unutilized Budget	Unpaid Utilization (Due and Demandable / Accounts Payable)	Not Yet Due and Demandable
1	2	3	4	5=[3+(-)4]	6	7	8	9	10=(6+7+8+9)	11	12	13	14	15=(11+12+13+14)	16=(5-10)	17	18
Advertising Expenses/Promo	50299010 00	110,000.00		110,000.00	756.00				756.00					-	109,244		
Printing and Binding Expenses	50299020 00	2,546,145.15		2,546,145.15	4,780.00				4,780.00	506,200.00				506,200.00	2,541,365		
Rent Expenses	50299050 01	362,200.00		362,200.00					-					-	362,200		
Representation Expenses	50299030 00			-	87,000.00				87,000.00	87,000.00				87,000.00	-87,000		
Transportation and Delivery Expenses	50299040 00	23,000.00		23,000.00	87,000.00				87,000.00	87,000.00				87,000.00	-64,000		
Storage Expenses	50299990 00			-					-					-	0		
Subscription Expenses	50299070 00			-					-					-	0		
Survey Expenses	50299990 00			-					-					-	0		
Rewards and Other Claims	50299990 00			-					-					-	0		
Professional Services	50211000 00			-					-					-	0		
Legal Services	50211010 00			-					-					-	0		
Auditing Services	50211020 00	100,000.00		100,000.00					-					-	100,000		
Consultancy Services	50211030 00			-					-					-	0		
Environment/Sanitary Services	50212010 00			-					-					-	0		
General Services	50212990 00			-					-					-	0		
Security Services	50212030 00	5,744,624.00		5,744,624.00	1,413,917.00				1,413,917.00	1,014,424.00				1,014,424.00	4,330,707		
Other Professional Services	50211990 00			-					-					-	0		
Repairs & Maintenance (Specify object)	50213000 00			-					-					-	0		
Repairs & Maintenance (RM) - Land Improvements	50213020 00			-					-					-	0		
RM - Land Improvements	50213020 99			-					-					-	0		
RM - Runways/Taxiways	50213030 01			-					-					-	0		
RM - Railways	50213030 99			-					-					-	0		
RM - Electrification, Power and Energy Structures				-					-					-	0		
RM - Buildings	50213040 01			-					-					-	0		
RM - Office Buildings	50213040 01	620,000.00		620,000.00					-					-	620,000		
RM - School Buildings	50213040 02	5,945,968.65		5,945,968.65					-					-	5,945,969		
RM - Hospitals and Health Centers	50213040 03			-					-					-	0		
RM - Markets and Slaughterhouses	50213040 4/5			-					-					-	0		
RM - Other Structures	50213040 99	8,076,565.00		8,076,565.00					-					-	8,076,565		
RM - Leasehold Improvements	50213090 00			-					-					-	0		
RM - Leasehold Improvements, Land	50213090 01			-					-					-	0		
RM - Leasehold Improvements , Buildings	50213090 02			-					-					-	0		
RM - Other Leasehold Improvements	50213090 99			-					-					-	0		

**SUMMARY OF APPROVED BUDGET, UTILIZATIONS, DISBURSEMENTS AND BALANCES BY OBJECT OF EXPENDITURES**  
As of March 2016

Department : SUCs  
 Agency : Benguet State University  
 Operating Unit : \_\_\_\_\_  
 Organization Code (UACS) : 08017000000  
 Funding Source Code (as clustered) : Revolving Fund (RF- 161),( RF -163) and Special Trust Fund (STF- 164)

Particulars	UACS CODE	Approved Budget			Budget Utilization					Disbursements					BALANCES		
		Approved Budgeted Revenue	Adjustments (Additions, Reductions, Realignments)	Adjusted Budgeted Revenue	1st Quarter Ending March 31	2nd Quarter Ending June 30	3rd Quarter Ending Sept. 30	4th Quarter Ending Dec. 31	Total	1st Quarter Ending March 31	2nd Quarter Ending June 30	3rd Quarter Ending Sept. 30	4th Quarter Ending Dec. 31	Total	Unutilized Budget	Unpaid Utilization (Due and Demandable / Accounts Payable)	Not Yet Due and Demandable
1	2	3	4	5=[3+(-)4]	6	7	8	9	10=(6+7+8+9)	11	12	13	14	15=(11+12+13+14)	16=(5-10)	17	18
RM - Office Equipment, Furnitures and Fixtures	50213050 00			-					-					-	0		
RM - Office Equipment, Furnitures and Fixtures	50213050 02	505,000.00		505,000.00					-					-	505,000		
RM - Furniture and Fixtures	50213070 00	84,950.11		84,950.11					-					-	84,950		
RM - IT Equipment and Software	50213050 03	1,148,650.36		1,148,650.36					-					-	1,148,650		
RM - Machinery and Equipment	50213050 00			-					-					-	0		
RM - Machinery and Equipment	50213050 99			-					-					-	0		
RM - Agricultural, Fishery and Forestry Equipments	50213050 04			-					-					-	0		
RM - Airport Equipment	50213050 06			-					-					-	0		
RM - Communication Equipment	50213050 07			-					-					-	0		
RM - Construction and Heavy Equipment	50213050 08			-					-					-	0		
RM - Firefighting Equipment and Accessories	50213050 09			-					-					-	0		
RM - Hospital Equipment				-					-					-	0		
RM - Medical, Dental and Laboratory Equipment	50213050 11	1,835,634.98		1,835,634.98					-					-	1,835,635		
RM - Military and Police Equipment	50213050 10			-					-					-	0		
RM - Sports Equipment	50213050 13			-					-					-	0		
RM - Technical and Scientific Equipment	50213050 14			-					-					-	0		
RM - Other Machinery and Equipment	50213050 99	502,492.88		502,492.88					-					-	502,493		
RM - Transportation Equipment	50213060 00			-					-					-	0		
RM - Motor Vehicles	50213060 01	365,000.00		365,000.00	58,000.00				58,000.00					-	307,000		
RM - Trains	50213060 02			-					-					-	0		
RM - Aircrafts and Aircraound Equipment	50213060 03			-					-					-	0		
RM - Watercrafts	50213060 04			-					-					-	0		
RM - Other Transportation Equipment	50213060 99			-					-					-	0		
RM - Other Property, Plant and Equipment	50213990 00			-					-					-	0		
RM - Public Infrastructures	50213030 00			-					-					-	0		
RM - Roads, Highways and Bridges	50213030 01			-					-					-	0		
RM - Parks, Plazas and Monuments	50213030 09			-					-					-	0		
RM - Prts, Lighthouses and Harbors	50213030 99			-					-					-	0		
RM - Artesian Wells, Reservoirs, Pumping Station and Conduits	50213030 99			-					-					-	0		
RM - Irrigation, Canals and Laterals	50213030 04			-					-					-	0		
RM - Flood Controls	50213030 02			-					-					-	0		
RM - Waterways, Aqueducts, Seawalls, River Walls and Others	50213030 04			-					-					-	0		

**SUMMARY OF APPROVED BUDGET, UTILIZATIONS, DISBURSEMENTS AND BALANCES BY OBJECT OF EXPENDITURES**  
As of March 2016

Department : SUCs  
 Agency : Benguet State University  
 Operating Unit : \_\_\_\_\_  
 Organization Code (UACS) : 08017000000  
 Funding Source Code (as clustered) : Revolving Fund (RF- 161),( RF -163) and Special Trust Fund (STF- 164)

Particulars	UACS CODE	Approved Budget			Budget Utilization					Disbursements					BALANCES		
		Approved Budgeted Revenue	Adjustments (Additions, Reductions, Realignments)	Adjusted Budgeted Revenue	1st Quarter Ending March 31	2nd Quarter Ending June 30	3rd Quarter Ending Sept. 30	4th Quarter Ending Dec. 31	Total	1st Quarter Ending March 31	2nd Quarter Ending June 30	3rd Quarter Ending Sept. 30	4th Quarter Ending Dec. 31	Total	Unutilized Budget	Unpaid Utilization Due and Demandable / Accounts Payable	Not Yet Due and Demandable
1	2	3	4	5=[3+(-)4]	6	7	8	9	10=(6+7+8+9)	11	12	13	14	15=(11+12+13+14)	16=(5-10)	17	18
RM - Other Public Infrastructures	50213030 99			-					-					-	0		
RM - Reforestation Projects	50213020 02			-					-					-	0		
RM - Reforestation - Upland	50213020 02			-					-					-	0		
RM - Reforestation - Marshland/Swampland	50213020 02			-					-					-	0		
Subsidies and Donations	50214990 00			-					-					-	0		
Subsidy to National Government Agencies -Bokod	50214010 00			-					-					-	0		
Subsidy to Regional Offices/Staff Bureaus - Buguias	50214010 00			-					-					-	0		
Subsidy to Operating Units	50214990 00			-					-					-	0		
Subsidy to Local Government Units	50214990 00			-					-					-	0		
Subsidy to GOCCs	50214040 01			-					-					-	0		
Subsidy to NGOs/POs	50214050 00			-					-					-	0		
Subsidy to Other Funds	50214990 00			-					-					-	0		
Donations	50299080 00			-					-					-	0		
Confidential, Intelligence, Extraordinary and	50210000 00			-					-					-	0		
Miscellaneous Expenses	50210000 00			-					-					-	0		
Confidential Expenses	50210010 00			-					-					-	0		
Intelligence Expenses	50210020 00			-					-					-	0		
Extraordinary Expenses	50210030 00			-					-					-	0		
Miscellaneous Expenses	5021030 00			-					-					-	0		
Taxes, Insurance Premiums and Other Fees	50215000 00			-					-					-	0		
Taxes, Duties and Licenses	50215010 00			-					-					-	0		
Fidelity Bond Premiums	50215020 00	8,500.00		8,500.00	1,950.00				1,950.00	1,500.00				1,500.00	6,550		
Insurance Expenses	50215030 00	1,530,983.25		1,530,983.25					-					-	1,530,983		
Other Maintenance and Operating Expenses	50299000 00	98,455,055.16		98,455,055.16	9,565,794.01				9,565,794.01	9,402,072.36				9,402,072.36	88,889,261		
sub-total . . .		<b>268,855,123.71</b>	-	<b>268,855,123.71</b>	<b>22,656,055.38</b>	-	-	-	<b>22,656,055.38</b>	<b>21,537,301.38</b>	-	-	-	<b>21,537,301.38</b>	<b>246,199,068.33</b>	-	-
<b>Financial Expenses</b>	<b>50300000 00</b>			-					-					-	0		
Bank Charges	50301040 00			-					-					-	0		
Commitments Fees	50301050 00			-					-					-	0		
Debt Service Subsidy to GOCCs	50301990 00			-					-					-	0		
Documentary Stamp Expenses	50301990 00			-					-					-	0		
Interest Expenses	50301020 00			-					-					-	0		
Other Financial Charges	50301990 00			-					-					-	0		
<b>Capital Outlays</b>				-					-					-	0		
Land and Land Improvements	10602000 00			-					-					-	0		

**SUMMARY OF APPROVED BUDGET, UTILIZATIONS, DISBURSEMENTS AND BALANCES BY OBJECT OF EXPENDITURES**  
As of March 2016


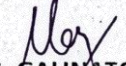



Department : SUCs  
 Agency : Benguet State University  
 Operating Unit : \_\_\_\_\_  
 Organization Code (UACS) : 080170000000  
 Funding Source Code (as clustered) : Revolving Fund (RF- 161),( RF -163) and Special Trust Fund (STF- 164)

Particulars	UACS CODE	Approved Budget			Budget Utilization					Disbursements					BALANCES		
		Approved Budgeted Revenue	Adjustments (Additions, Reductions, Realignments)	Adjusted Budgeted Revenue	1st Quarter Ending March 31	2nd Quarter Ending June 30	3rd Quarter Ending Sept. 30	4th Quarter Ending Dec. 31	Total	1st Quarter Ending March 31	2nd Quarter Ending June 30	3rd Quarter Ending Sept. 30	4th Quarter Ending Dec. 31	Total	Unutilized Budget	Unpaid Utilization (Due and Demandable / Accounts Payable)	Not Yet Due and Demandable
1	2	3	4	5=[3+(-)4]	6	7	8	9	10=(6+7+8+9)	11	12	13	14	15=(11+12+13+14)	16=(5-10)	17	18
Land	10601010 00			-					-					-	0		
Land Improvements, etc	10602000 00	225,000.00		225,000.00					-					-	225,000		
Runways/Taxiways	10602990 00			-					-					-	0		
Railways	10602990 00			-					-					-	0		
Electrification, Power and Energy Structures	10602990 00			-					-					-	-		
Buildings	10604000 00			-					-					-	-		
Office Buildings	10604010 00	3500000		3,500,000.00					-					-	3,500,000.00		
School Buildings, etc.	10604020 00	500,000.00		500,000.00					-					-	500,000.00		
Hospitals and Health Centers	10604030 00			-					-					-	-		
Markets and Slaughterhouses	10604040 00			-					-					-	-		
Other Structures	10604990 00	9,987,638.34		9,987,638.34					-					-	9,987,638.34		
Leasehold Improvements	10609000 00			-					-					-	-		
Leasehold Improvements, Land	10609010 00			-					-					-	-		
Leasehold Improvements, Buildings	10609020 00			-					-					-	-		
Other Leasehold Improvements	10609990 00			-					-					-	-		
Office Equipment, Furniture and Fixtures	10605000 00			-					-					-	-		
Office Equipment	10605020 00	4,981,760.10		4,981,760.10					-	359,930.00				359,930.00	4,981,760.10		
Furniture and Fixtures	10607010 00	151,000.00		151,000.00					-					-	151,000.00		
IT Equipment and Software, etc.	10605030 00	11,739,111.47		11,739,111.47					-					-	11,739,111.47		
Library Books	10607020 00			-					-					-	-		
Machinery and Equipment	10605000 00			-					-					-	-		
Machinery	10605010 00	150000		150,000.00					-					-	150,000.00		
Agriculture, Fishery and Forestry Equipment	10605040 00	150,000.00		150,000.00					-					-	150,000.00		
Airport Equipment	10605060 00			-					-					-	-		
Communication Equipment	10605070 00	3,000,000.00		3,000,000.00					-					-	3,000,000.00		
Construction and Heavy Equipment	10605080 00			-					-					-	-		
Firefighting Equipment and Accessories	10605090 01			-					-					-	-		
Hospital Equipment	10605110 00			-					-					-	-		
Medical, Dental and Laboratory Equipment	10605110 00	16,582,910.38		16,582,910.38					-					-	16,582,910.38		
Military and Police Equipment	10605100 00			-					-					-	-		
Sports Equipment	10605130 00	848803.45		848,803.45					-					-	848,803.45		
Technical and Scientific Equipment	10605140 00			-					-					-	-		
Other Machinery and Equipment, etc.	10605990 00	2,841,761.94		2,841,761.94	313,700.00				313,700.00					-	2,528,061.94		
Transportation Equipment	1060600 00			-					-					-	-		

**SUMMARY OF APPROVED BUDGET, UTILIZATIONS, DISBURSEMENTS AND BALANCES BY OBJECT OF EXPENDITURES**  
As of March 2016

Department : SUCs  
 Agency : Benguet State University  
 Operating Unit : \_\_\_\_\_  
 Organization Code (UACS) : 08017000000  
 Funding Source Code (as clustered) : Revolving Fund (RF- 161),( RF -163) and Special Trust Fund (STF- 164)

Particulars	UACS CODE	Approved Budget			Budget Utilization					Disbursements					BALANCES		
		Approved Budgeted Revenue	Adjustments (Additions, Reductions, Realignment)	Adjusted Budgeted Revenue	1st Quarter Ending March 31	2nd Quarter Ending June 30	3rd Quarter Ending Sept. 30	4th Quarter Ending Dec. 31	Total	1st Quarter Ending March 31	2nd Quarter Ending June 30	3rd Quarter Ending Sept. 30	4th Quarter Ending Dec. 31	Total	Unutilized Budget	Unpaid Utilization (Due and Demandable / Accounts Payable)	Not Yet Due and Demandable
1	2	3	4	5=[3+(-)4]	6	7	8	9	10=(6+7+8+9)	11	12	13	14	15=(11+12+13+14)	16=(5-10)	17	18
Motor Vehicles	10606010 00	80,000.00		80,000.00					-					-	80,000.00		
Trains	10606020 00			-					-					-	-		
Aircrafts and Aircrafts Ground Equipment	10606030 00			-					-					-	-		
Watercrafts	10606040 00			-					-					-	-		
Other Transportation Equipment, etc	10606990 00	12,123,370.82		12,123,370.82					-					-	12,123,370.82		
Other Property, Plant and Equipment	10699990 00			-					-					-	-		
Public Infrastructures	10603000 00			-					-					-	-		
Roads, Highways and Bridges	10603010 00			-					-					-	-		
Parks, Plazas and Monuments	10603090 00			-					-					-	-		
Ports, Lighthouses and Harbors	10603990 00			-					-					-	-		
Artesian Wells, Reservoirs, Pumping Stations and Conduiyd	10603990 00			-					-					-	-		
Irrigation, Canals and Laterals	10603990 00			-					-					-	-		
Flood Controls	10603020 00			-					-					-	-		
Waterways, Aqueducts, Seawalls, River Walls and Others				-					-					-	-		
Other Public Infrastructures, etc.	10603990 00			-					-					-	-		
Reforestation Projects-Upland	10603990 00			-					-					-	-		
Reforestation Projects-Marshland/Swampland	10603990 00			-					-					-	-		
sub-total . . .		66,861,356.50	-	66,861,356.50	313,700.00	-	-	-	313,700.00	359,930.00	-	-	-	359,930.00	66,547,656.50		
<b>GRAND TOTAL</b>		<b>362,283,031.44</b>	<b>-</b>	<b>362,283,031.44</b>	<b>24,549,595.81</b>	<b>-</b>	<b>-</b>	<b>-</b>	<b>24,549,595.81</b>	<b>23,363,883.81</b>	<b>-</b>	<b>-</b>	<b>-</b>	<b>23,363,883.81</b>	<b>337,733,435.63</b>	<b>-</b>	<b>-</b>

<b>Certified Correct:</b>  <b>VERONICA REINA E. AROMIN</b> Budget Officer Date:	<b>Certified Correct:</b>  <b>IMELDA B. GALINATO</b> Accountant IV Date:	<b>Certified Correct:</b>  <b>MARY JOY S. RAPUSO</b> Director, FMS Date:	<b>Approved By:</b>  <b>ESTRELLITA M. DACLAN</b> Vice President for Admin & Finance Date:	<b>Approved By:</b>  <b>FELICIANO G. CALORA JR.</b> Agency Head/Department Secretary Date:
---	---	--	--	---