

STATEMENT OF APPROPRIATIONS, ALLOTMENTS, OBLIGATIONS, DISBURSEMENTS AND BALANCES  
As of March 31, 2016

/	Current Year Appropriations
	Supplemental Appropriation
	Continuing Appropriations

Department SUC's  
Agency BENGUET STATE UNIVERSITY  
Operating Unit \_\_\_\_\_  
Organization Code (UACS) 8017000000  
Funding Source Code (as clustered) : GENERAL FUND 101

Particulars	UACS CODE	Appropriations			Allotments					Current Year Obligations		Current Year Disbursements		Balances			
		Authorized Appropriation	Adjustments (Transfer To)/From, Realignment	Adjusted Appropriations	Allotments Received	Adjustments (Withdrawal, Realignment)	Transfer To	Transfer From	Adjusted Total Allotments	1st Quarter Ending March 31	Total	1st Quarter Ending March 31	Total	Unreleased Appropriations	Unobligated Allotment	Unpaid Obligations	
																Due and Demandable	Not Yet Due and Demandable
1	2	3	4	5=(3+4)	6	7	8	9	10=[(6+(-)7)-8+9]	11	12	13	14	15	16=(10-12)	17	18
<b>I. Agency Specific Budget</b>	1 01 101																
<i>General Administration and Support</i>																	
General Administration and Supervision	1 00 000000																
PAP	1 00 010000																
PS	5 01 000000	76,331,000.00	-	76,331,000.00	76,331,000.00	-	4,226,840.10	(4,226,840.10)	76,331,000.00	10,182,559.03	10,182,559.03	10,173,133.30	10,173,133.30	-	66,148,440.97	9,425.73	-
MOOE	5 02 000000	32,701,000.00	-	32,701,000.00	32,701,000.00	-	1,010,000.00	(1,010,000.00)	32,701,000.00	5,067,314.54	5,067,314.54	3,468,400.00	3,468,400.00	-	27,633,685.46	-	1,598,914.54
CO	5 06 000000	-	-	-	-	-	-	-	-	-	-	-	-	-	-	-	0.00
<b>Subtotal</b>		<b>109,032,000.00</b>	<b>-</b>	<b>109,032,000.00</b>	<b>109,032,000.00</b>	<b>-</b>	<b>5,236,840.10</b>	<b>(5,236,840.10)</b>	<b>109,032,000.00</b>	<b>15,249,873.57</b>	<b>15,249,873.57</b>	<b>13,641,533.30</b>	<b>13,641,533.30</b>	<b>-</b>	<b>93,782,126.43</b>	<b>9,425.73</b>	<b>1,598,914.54</b>
<i>Support to Operations</i>																	
PAP	2 00 000000																
PS	5 01 000000	24,145,000.00	-	24,145,000.00	24,145,000.00	-	110,000.00	(110,000.00)	24,145,000.00	5,350,106.80	5,350,106.80	5,345,931.80	5,345,931.80	-	18,794,893.20	4,175.00	-
MOOE	5 02 000000	4,450,000.00	-	4,450,000.00	4,450,000.00	-	-	-	4,450,000.00	45,099.04	45,099.04	6,937.00	6,937.00	-	4,404,900.96	-	38,162.04
CO	5 06 000000	-	-	-	-	-	-	-	-	-	-	-	-	-	-	-	0.00
<b>Subtotal</b>		<b>28,595,000.00</b>	<b>-</b>	<b>28,595,000.00</b>	<b>28,595,000.00</b>	<b>-</b>	<b>110,000.00</b>	<b>(110,000.00)</b>	<b>28,595,000.00</b>	<b>5,395,205.84</b>	<b>5,395,205.84</b>	<b>5,352,868.80</b>	<b>5,352,868.80</b>	<b>-</b>	<b>23,199,794.16</b>	<b>4,175.00</b>	<b>38,162.04</b>
<i>Operations</i>																	
MFO 1 - Higher Education Services	3 00 000000																
PAP	3 01 000000																
PS	5 01 000000	167,953,000.00	-	167,953,000.00	167,953,000.00	-	1,557,800.00	(1,557,800.00)	167,953,000.00	36,833,034.02	36,833,034.02	36,790,627.29	36,790,627.29	-	131,119,965.98	42,406.73	-
MOOE	5 02 000000	55,436,000.00	-	55,436,000.00	55,436,000.00	-	515,000.00	(515,000.00)	55,436,000.00	1,214,982.68	1,214,982.68	1,078,943.75	1,078,943.75	-	54,221,017.32	-	136,038.93
CO	5 06 000000	-	-	-	-	-	-	-	-	-	-	-	-	-	-	-	0.00
<b>Subtotal</b>		<b>223,389,000.00</b>	<b>-</b>	<b>223,389,000.00</b>	<b>223,389,000.00</b>	<b>-</b>	<b>2,072,800.00</b>	<b>(2,072,800.00)</b>	<b>223,389,000.00</b>	<b>38,048,016.70</b>	<b>38,048,016.70</b>	<b>37,869,571.04</b>	<b>37,869,571.04</b>	<b>-</b>	<b>185,340,983.30</b>	<b>42,406.73</b>	<b>136,038.93</b>
MFO 2 - Advanced Education Services	3 02 000000																
PS	5 01 000000	3,523,000.00	-	3,523,000.00	3,523,000.00	-	-	-	3,523,000.00	1,594,071.50	1,594,071.50	1,592,071.50	1,592,071.50	-	1,928,928.50	2,000.00	-
MOOE	5 02 000000	1,501,000.00	-	1,501,000.00	1,501,000.00	-	50,000.00	(50,000.00)	1,501,000.00	47,825.00	47,825.00	7,360.00	7,360.00	-	1,453,175.00	-	40,465.00
CO	5 06 000000	-	-	-	-	-	-	-	-	-	-	-	-	-	-	-	0.00
<b>Subtotal</b>		<b>5,024,000.00</b>	<b>-</b>	<b>5,024,000.00</b>	<b>5,024,000.00</b>	<b>-</b>	<b>50,000.00</b>	<b>(50,000.00)</b>	<b>5,024,000.00</b>	<b>1,641,896.50</b>	<b>1,641,896.50</b>	<b>1,599,431.50</b>	<b>1,599,431.50</b>	<b>-</b>	<b>3,382,103.50</b>	<b>2,000.00</b>	<b>40,465.00</b>
MFO 3 - Research Services	3 03 000000																
PS	5 01 000000	32,810,000.00	-	32,810,000.00	32,810,000.00	-	328,000.00	(328,000.00)	32,810,000.00	7,657,985.65	7,657,985.65	7,657,985.65	7,657,985.65	-	25,152,014.35	-	0.00
MOOE	5 02 000000	6,786,000.00	-	6,786,000.00	6,786,000.00	-	60,000.00	(60,000.00)	6,786,000.00	740,702.52	740,702.52	141,936.84	141,936.84	-	6,045,297.48	-	598,765.68
CO	5 06 000000	-	-	-	-	-	-	-	-	-	-	-	-	-	-	-	0.00
<b>Subtotal</b>		<b>39,596,000.00</b>	<b>-</b>	<b>39,596,000.00</b>	<b>39,596,000.00</b>	<b>-</b>	<b>388,000.00</b>	<b>(388,000.00)</b>	<b>39,596,000.00</b>	<b>8,398,688.17</b>	<b>8,398,688.17</b>	<b>7,799,922.49</b>	<b>7,799,922.49</b>	<b>-</b>	<b>31,197,311.83</b>	<b>-</b>	<b>598,765.68</b>
MFO 4 - Extension Services	3 04 000000																
PS	5 01 000000	2,581,000.00	-	2,581,000.00	2,581,000.00	-	110,000.00	(110,000.00)	2,581,000.00	301,082.50	301,082.50	301,082.50	301,082.50	-	2,279,917.50	-	0.00
MOOE	5 02 000000	2,824,000.00	-	2,824,000.00	2,824,000.00	-	-	-	2,824,000.00	107,562.56	107,562.56	56,879.36	56,879.36	-	2,716,437.44	-	50,683.20
CO	5 06 000000	-	-	-	-	-	-	-	-	-	-	-	-	-	-	-	0.00
<b>Subtotal</b>		<b>5,405,000.00</b>	<b>-</b>	<b>5,405,000.00</b>	<b>5,405,000.00</b>	<b>-</b>	<b>110,000.00</b>	<b>(110,000.00)</b>	<b>5,405,000.00</b>	<b>408,645.06</b>	<b>408,645.06</b>	<b>357,961.86</b>	<b>357,961.86</b>	<b>-</b>	<b>4,996,354.94</b>	<b>-</b>	<b>50,683.20</b>
<i>Locally-Funded Project(s)</i>																	
PAP	4 00 000000	79,272,000.00	-	-	-	-	-	-	-	59,200.00	59,200.00	-	-	-	-	-	59,200.00
MFO 1 - Higher Services	5 01 000000	59,272,000.00	-	-	-	-	-	-	-	59,200.00	59,200.00	-	-	-	-	-	0.00
MFO 3 - Research Services	5 02 000000	20,000,000.00	-	-	-	-	-	-	-	-	-	-	-	-	-	-	0.00
<b>Sub-Total, Agency Specific Budget</b>		<b>490,313,000.00</b>	<b>-</b>	<b>490,313,000.00</b>	<b>490,313,000.00</b>	<b>-</b>	<b>7,967,640.10</b>	<b>(7,967,640.10)</b>	<b>490,313,000.00</b>	<b>69,201,525.84</b>	<b>69,201,525.84</b>	<b>66,621,288.99</b>	<b>66,621,288.99</b>	<b>-</b>	<b>341,898,674.16</b>	<b>58,007.46</b>	<b>2,522,229.39</b>
PS	5 01 000000	307,343,000.00	-	307,343,000.00	307,343,000.00	-	6,332,640.10	(6,332,640.10)	307,343,000.00	61,918,839.50	61,918,839.50	61,860,832.04	61,860,832.04	-	245,424,160.50	58,007.46	-
MOOE	5 02 000000	103,698,000.00	-	103,698,000.00	103,698,000.00	-	1,635,000.00	(1,635,000.00)	103,698,000.00	7,223,486.34	7,223,486.34	4,760,456.95	4,760,456.95	-	96,474,513.66	-	2,463,029.39
CO	5 06 000000	79,272,000.00	-	79,272,000.00	79,272,000.00	-	-	-	79,272,000.00	59,200.00	59,200.00	-	-	-	-	-	59,200.00
<b>II. Automatic Appropriations</b>																	
<i>RLIP</i>																	
Retirement and Life Insurance Premium	1 04 102																
General Administration & Support	50103010 00																
Support to Operations	2 00 000000	5,089,000.00	-	5,089,000.00	5,089,000.00	-	-	-	5,089,000.00	1,182,882.43	1,182,882.43	1,182,882.43	1,182,882.43	-	3,906,117.57	-	0.00
MFO 1 - Higher Education	3 01 000000	2,351,000.00	-	2,351,000.00	2,351,000.00	-	-	-	2,351,000.00	571,820.64	571,820.64	571,820.64	571,820.64	-	1,779,179.36	-	0.00
MFO 2 - Advanced Education	3 02 000000	16,339,000.00	-	16,339,000.00	16,339,000.00	-	-	-	16,339,000.00	3,757,935.28	3,757,935.28	3,757,935.28	3,757,935.28	-	12,581,064.72	-	0.00
MFO 3 - Research Services	3 03 000000	205,000.00	-	205,000.00	205,000.00	-	-	-	205,000.00	22,023.00	22,023.00	22,023.00	22,023.00	-	182,977.00	-	0.00
		3,086,000.00	-	3,086,000.00	3,086,000.00	-	-	-	3,086,000.00	739,397.40	739,397.40	739,397.40	739,397.40	-	2,346,602.60	-	0.00

Particulars	UACS CODE	Appropriations			Allotments					Current Year Obligations		Current Year Disbursements		Balances			
		Authorized Appropriation	Adjustments (Transfer To)/From, Realignment	Adjusted Appropriations	Allotments Received	Adjustments (Withdrawal, Realignment)	Transfer To	Transfer From	Adjusted Total Allotments	1st Quarter Ending March 31	Total	1st Quarter Ending March 31	Total	Unreleased Appropriations	Unobligated Allotment	Unpaid Obligations	
																Due and Demandable	Not Yet Due and Demandable
1	2	3	4	5=(3+4)	6	7	8	9	10=[(6+(-)7)-8+9]	11	12	13	14	15	16=(10-12)	17	18
MFO 4 - Extension Services	3 04 000000	129,000.00		129,000.00	129,000.00				129,000.00	30,264.24	30,264.24	30,264.24	30,264.24	-	98,735.76		0.00
<b>Sub-Total, Automatic Appropriations</b>		<b>27,199,000.00</b>	-	<b>27,199,000.00</b>	<b>27,199,000.00</b>	-	-	-	<b>27,199,000.00</b>	<b>6,304,322.99</b>	<b>6,304,322.99</b>	<b>6,304,322.99</b>	<b>6,304,322.99</b>	-	<b>20,894,677.01</b>	-	-
PS	5 01 00000 00	27,199,000.00	-	27,199,000.00	27,199,000.00	-	-	-	27,199,000.00	6,304,322.99	6,304,322.99	6,304,322.99	6,304,322.99	-	20,894,677.01	-	0.00
MOOE	5 02 00000 00																
Fin Exp.(if applicable)	5 03 00000 00																
CO	5 06 00000 00																
<b>III. Special Purpose Fund</b>																	
<b>MPBF-PS</b>	1 01 406																
<b>GASS</b>	1 00 000000	18,057,000.00		18,057,000.00	18,057,000.00				18,057,000.00	3,924,470.66	3,924,470.66	3,923,807.02	3,923,807.02	-	14,132,529.34	663.64	
Support to Operations	2 00 000000																0.00
MFO 1 - Higher Education	3 01 000000																0.00
MFO 2 - Advanced Education	3 02 000000																0.00
MFO 3 - Research Services	3 03 000000																0.00
MFO 4 - Extension Services	3 04 000000																0.00
<b>Terminal Leave</b>	50104030 01																0.00
GASS	1 00 000000	931,744.00		931,744.00	931,744.00				931,744.00	931,744.00	931,744.00	921,153.72	921,153.72	-		10,590.28	0.00
Support to Operations	2 00 000000																0.00
MFO 1 - Higher Education	3 01 000000																0.00
MFO 2 - Advanced Education	3 02 000000																0.00
MFO 3 - Research Services	3 03 000000																0.00
MFO 4 - Extension Services	3 04 000000																0.00
<b>Sub-Total, Special Purpose Fund</b>		<b>18,988,744.00</b>	-	<b>18,988,744.00</b>	<b>18,988,744.00</b>	-	-	-	<b>18,988,744.00</b>	<b>4,856,214.66</b>	<b>4,856,214.66</b>	<b>4,844,960.74</b>	<b>4,844,960.74</b>	-	<b>14,132,529.34</b>	<b>11,253.92</b>	-
PS	5 01 00000 00	18,988,744.00	-	18,988,744.00	18,988,744.00	-	-	-	18,988,744.00	4,856,214.66	4,856,214.66	4,844,960.74	4,844,960.74	-	14,132,529.34	11,253.92	-
MOOE	5 02 00000 00																
CO	5 06 00000 00																
<b>GRAND TOTAL</b>		<b>536,500,744.00</b>	-	<b>536,500,744.00</b>	<b>536,500,744.00</b>	-	<b>7,967,640.10</b>	<b>(7,967,640.10)</b>	<b>536,500,744.00</b>	<b>80,362,063.49</b>	<b>80,362,063.49</b>	<b>77,770,572.72</b>	<b>77,770,572.72</b>	-	<b>376,925,880.51</b>	<b>69,261.38</b>	<b>2,522,229.39</b>
PS	5 01 00000 00	353,530,744.00	-	353,530,744.00	353,530,744.00	-	6,332,640.10	(6,332,640.10)	353,530,744.00	73,079,377.15	73,079,377.15	73,010,115.77	73,010,115.77	-	280,451,366.85	69,261.38	-
MOOE	5 02 00000 00	103,698,000.00	-	103,698,000.00	103,698,000.00	-	1,635,000.00	(1,635,000.00)	103,698,000.00	7,223,486.34	7,223,486.34	4,760,456.95	4,760,456.95	-	96,474,513.66	-	2,463,029.39
CO	5 06 00000 00	-	-	-	-	-	-	-	-	-	-	-	-	-	-	-	-
<b>Recapitulation by MFO:</b>		<b>372,445,000.00</b>	-	<b>372,445,000.00</b>	<b>372,445,000.00</b>	-	<b>2,620,800.00</b>	<b>(2,620,800.00)</b>	<b>372,445,000.00</b>	<b>53,106,066.35</b>	<b>53,106,066.35</b>	<b>52,176,506.81</b>	<b>52,176,506.81</b>	-	<b>240,126,133.65</b>	<b>44,406.73</b>	<b>825,952.81</b>
MFO 1 - Higher Education	3 01 000000	299,000,000.00	-	299,000,000.00	299,000,000.00	-	2,072,800.00	(2,072,800.00)	299,000,000.00	41,865,151.98	41,865,151.98	41,627,506.32	41,627,506.32	-	197,922,048.02	42,406.73	136,038.93
MFO 2 - Advanced Education	3 02 000000	5,229,000.00	-	5,229,000.00	5,229,000.00	-	50,000.00	(50,000.00)	5,229,000.00	1,663,919.50	1,663,919.50	1,621,454.50	1,621,454.50	-	3,565,080.50	2,000.00	40,465.00
MFO 3 - Research Services	3 03 000000	62,682,000.00	-	62,682,000.00	62,682,000.00	-	388,000.00	(388,000.00)	62,682,000.00	9,138,085.57	9,138,085.57	8,539,319.89	8,539,319.89	-	33,543,914.43	-	598,765.68
MFO 4 - Extension Services	3 04 000000	5,534,000.00	-	5,534,000.00	5,534,000.00	-	110,000.00	(110,000.00)	5,534,000.00	438,909.30	438,909.30	388,226.10	388,226.10	-	5,095,090.70	-	50,683.20
OF WHICH:																	
Major Programs/Projects																	
KRA No. 2 - Poverty Reduction, and Empowerment of the Poor and Vulnerable																	
Program Budgeting: MPP																	
Other Major Programs and Projects and monitored by the President through PMS																	
PAP																	

/carla

FAR No. 1

**STATEMENT OF APPROPRIATIONS, ALLOTMENTS, OBLIGATIONS, DISBURSEMENTS AND BALANCES**  
As of March 31, 2016

Department SUC's  
 Agency BENGUET STATE UNIVERSITY  
 Operating Unit \_\_\_\_\_  
 Organization Code (UACS) 80170000000  
 Funding Source Code (as clustered) : GENERAL FUND 101


	Current Year Appropriations
	Supplemental Appropriations
	Continuing Appropriations


Particulars	UACS CODE	Appropriations			Allotments					Current Year Obligations		Current Year Disbursements		Balances			
		Authorized Appropriation	Adjustments (Transfer To)/From, Realignment	Adjusted Appropriations	Allotments Received	Adjustments (Withdrawal, Realignment)	Transfer To	Transfer From	Adjusted Total Allotments	1st Quarter Ending March 31	Total	1st Quarter Ending March 31	Total	Unreleased Appropriations	Unobligated Allotment	Unpaid Obligations	
																Due and Demandable	Not Yet Due and Demandable
1	2	3	4	5=(3+4)	6	7	8	9	10=[(6+(-)7)-8+9]	11	12	13	14	15	16=(10-12)	17	18
<b>I. Agency Specific Budget</b>	1 01 101																
General Administration and Support	1 00 000000																
General Administration and Supervision	1 00 010000																

Particulars	UACS CODE	Appropriations			Allotments					Current Year Obligations		Current Year Disbursements		Balances			
		Authorized Appropriation	Adjustments (Transfer To)/From, Realignment	Adjusted Appropriations	Allotments Received	Adjustments (Withdrawal, Realignment)	Transfer To	Transfer From	Adjusted Total Allotments	1st Quarter Ending March 31	Total	1st Quarter Ending March 31	Total	Unreleased Appropriations	Unobligated Allotment	Unpaid Obligations	
																Due and Demandable	Not Yet Due and Demandable
1	2	3	4	5=(3+4)	6	7	8	9	10=[(6+(-)7)-8+9]	11	12	13	14	15	16=(10-12)	17	18
PS	5 01 00000 00		-	-	-	-			-		-		-		-		0.00
MOOE	5 02 00000 00		-	-	-	-			-		-		-		-		0.00
CO	5 06 00000 00		-	-	-	-			-		-		-		-		0.00
<b>Subtotal</b>		-	-	-	-	-	-	-	-	-	-	-	-	-	-	-	<b>0.00</b>
<i>Support to Operations</i>	2 00 000000																
PAP	2 00 010000																
PS	5 01 00000 00		-	-	-	-			-		-		-		-		0.00
MOOE	5 02 00000 00		-	-	-	-			-		-		-		-		0.00
CO	5 06 00000 00		-	-	-	-			-		-		-		-		0.00
<b>Subtotal</b>		-	-	-	-	-	-	-	-	-	-	-	-	-	-	-	<b>0.00</b>
<i>Operations</i>	3 00 000000																
MFO 1 - Higher Education Services	3 01 000000																
PAP	3 01 01 0000																
PS	5 01 00000 00		-	-	-	-			-		-		-		-		0.00
MOOE	5 02 00000 00	22,260,000.00		22,260,000.00	22,260,000.00				22,260,000.00	2,236,000.00	2,236,000.00	2,101,600.00	2,101,600.00		20,024,000.00		134,400.00
CO	5 06 00000 00																0.00
<b>Subtotal</b>		<b>22,260,000.00</b>	-	<b>22,260,000.00</b>	<b>22,260,000.00</b>	-	-	-	<b>22,260,000.00</b>	<b>2,236,000.00</b>	<b>2,236,000.00</b>	<b>2,101,600.00</b>	<b>2,101,600.00</b>	-	<b>20,024,000.00</b>	-	<b>134,400.00</b>
MFO 2 - Advanced Education Services	3 02 000000																
PS	5 01 00000 00		-	-	-	-			-		-		-		-		0.00
MOOE	5 02 00000 00		-	-	-	-			-		-		-		-		0.00
CO	5 06 00000 00		-	-	-	-			-		-		-		-		0.00
<b>Subtotal</b>		-	-	-	-	-	-	-	-	-	-	-	-	-	-	-	<b>0.00</b>
MFO 3 - Research Services	3 03 000000																
PS	5 01 00000 00		-	-	-	-			-		-		-		-		0.00
MOOE	5 02 00000 00		-	-	-	-			-		-		-		-		0.00
CO	5 06 00000 00		-	-	-	-			-		-		-		-		0.00
<b>Subtotal</b>		-	-	-	-	-	-	-	-	-	-	-	-	-	-	-	<b>0.00</b>
MFO 4 - Extension Services	3 04 000000																
PS	5 01 00000 00		-	-	-	-			-		-		-		-		0.00
MOOE	5 02 00000 00		-	-	-	-			-		-		-		-		0.00
CO	5 06 00000 00		-	-	-	-			-		-		-		-		0.00
<b>Subtotal</b>		-	-	-	-	-	-	-	-	-	-	-	-	-	-	-	<b>0.00</b>
<i>Locally-Funded Project(s)</i>	4 00 0000000	49,315,903.50	-	-	49,315,903.50	-	-	-	-	5,222,125.81	5,222,125.81	5,222,125.81	5,222,125.81	-	44,093,777.69	-	-
PAP																	
MFO 1 - Higher Services	5 01 00000 00	30,667,903.50			30,667,903.50					5,222,125.81	5,222,125.81	5,222,125.81	5,222,125.81		25,445,777.69		
MFO 3 - Research Services	5 02 00000 00	18,648,000.00			18,648,000.00										18,648,000.00		
	5 06 00000 00																0.00
<b>Sub-Total, Agency Specific Budget</b>		<b>71,575,903.50</b>	-	<b>71,575,903.50</b>	<b>71,575,903.50</b>	-	-	-	<b>71,575,903.50</b>	<b>7,458,125.81</b>	<b>7,458,125.81</b>	<b>7,323,725.81</b>	<b>7,323,725.81</b>	-	<b>64,117,777.69</b>	-	<b>134,400.00</b>
PS	5 01 00000 00		-	-	-	-			-		-		-		-		0.00
MOOE	5 02 00000 00	22,260,000.00	-	22,260,000.00	22,260,000.00	-	-	-	22,260,000.00	2,236,000.00	2,236,000.00	2,101,600.00	2,101,600.00		20,024,000.00		134,400.00
CO	5 06 00000 00	49,315,903.50	-	49,315,903.50	49,315,903.50	-	-	-	49,315,903.50	5,222,125.81	5,222,125.81	5,222,125.81	5,222,125.81		44,093,777.69		0.00
<b>II. Automatic Appropriations</b>																	
<i>RLIP</i>	1 04 102																
Retirement and Life Insurance Premium	50103010 00																
General Administration & Support	1 00 000000		-	-	-	-			-		-		-		-		0.00
Support to Operations	2 00 000000		-	-	-	-			-		-		-		-		0.00
MFO 1 - Higher Education	3 01 000000		-	-	-	-			-		-		-		-		0.00
MFO 2 - Advanced Education	3 02 000000		-	-	-	-			-		-		-		-		0.00
MFO 3 - Research Services	3 03 000000		-	-	-	-			-		-		-		-		0.00
MFO 4 - Extension Services	3 04 000000		-	-	-	-			-		-		-		-		0.00
<b>Sub-Total, Automatic Appropriations</b>		-	-	-	-	-	-	-	-	-	-	-	-	-	-	-	<b>0.00</b>
PS	5 01 00000 00		-	-	-	-			-		-		-		-		0.00
MOOE	5 02 00000 00		-	-	-	-			-		-		-		-		0.00
Fin Exp.(if applicable)	5 03 00000 00		-	-	-	-			-		-		-		-		0.00
CO	5 06 00000 00		-	-	-	-			-		-		-		-		0.00
<b>III. Special Purpose Fund</b>																	
<i>MPBF-PS</i>	1 01 406																
GASS	1 00 000000		-	-	-	-			-		-		-		-		0.00
Support to Operations	2 00 000000		-	-	-	-			-		-		-		-		0.00
MFO 1 - Higher Education	3 01 000000		-	-	-	-			-		-		-		-		0.00
MFO 2 - Advanced Education	3 02 000000		-	-	-	-			-		-		-		-		0.00
MFO 3 - Research Services	3 03 000000		-	-	-	-			-		-		-		-		0.00
MFO 4 - Extension Services	3 04 000000		-	-	-	-			-		-		-		-		0.00
Productivity Enhancement Incentive																	
GASS			-	-	-	-			-		-		-		-		0.00
Support to Operations			-	-	-	-			-		-		-		-		0.00
MFO 1 - Higher Education			-	-	-	-			-		-		-		-		0.00
MFO 2 - Advanced Education			-	-	-	-			-		-		-		-		0.00
MFO 3 - Research Services			-	-	-	-			-		-		-		-		0.00
MFO 4 - Extension Services			-	-	-	-			-		-		-		-		0.00

Particulars	UACS CODE	Appropriations			Allotments					Current Year Obligations		Current Year Disbursements		Balances			
		Authorized Appropriation	Adjustments (Transfer To)/From, Realignment	Adjusted Appropriations	Allotments Received	Adjustments (Withdrawal, Realignment)	Transfer To	Transfer From	Adjusted Total Allotments	1st Quarter Ending March 31	Total	1st Quarter Ending March 31	Total	Unreleased Appropriations	Unobligated Allotment	Unpaid Obligations	
																Due and Demandable	Not Yet Due and Demandable
1	2	3	4	5=(3+4)	6	7	8	9	10=[(6+(-)7)-8+9]	11	12	13	14	15	16=(10-12)	17	18
<b>Performance Based Bonus</b>				-	-				-		-		-				0.00
GASS				-	-				-		-		-				0.00
Support to Operations				-	-				-		-		-				0.00
MFO 1 - Higher Education				-	-				-		-		-				0.00
MFO 2 - Advanced Education				-	-				-		-		-				0.00
MFO 3 - Research Services				-	-				-		-		-				0.00
MFO 4 - Extension Services				-	-				-		-		-				0.00
PGF-PS (Pension Benefits)	1 01 407			-	-				-		-		-				0.00
<b>Terminal Leave</b>	50104030 01			-	-				-		-		-				0.00
GASS	1 00 000000			-	-				-		-		-				0.00
Support to Operations	2 00 000000			-	-				-		-		-				0.00
MFO 1 - Higher Education	3 01 000000			-	-				-		-		-				0.00
MFO 2 - Advanced Education	3 02 000000			-	-				-		-		-				0.00
MFO 3 - Research Services	3 03 000000			-	-				-		-		-				0.00
MFO 4 - Extension Services	3 04 000000			-	-				-		-		-				0.00
<b>Sub-Total, Special Purpose Fund</b>		-	-	-	-	-	-	-	-	-	-	-	-	-	-	-	<b>0.00</b>
PS	5 01 00000 00	-	-	-	-	-	-	-	-	-	-	-	-	-	-	-	0.00
MOOE	5 02 00000 00																
CO	5 06 00000 00																
<b>GRAND TOTAL</b>		<b>71,575,903.50</b>	-	<b>71,575,903.50</b>	<b>71,575,903.50</b>	-	-	-	<b>71,575,903.50</b>	<b>7,458,125.81</b>	<b>7,458,125.81</b>	<b>7,323,725.81</b>	<b>7,323,725.81</b>	-	<b>64,117,777.69</b>	-	<b>134,400.00</b>
PS	5 01 00000 00																0.00
MOOE	5 02 00000 00	22,260,000.00		22,260,000.00	22,260,000.00				22,260,000.00	2,236,000.00	2,236,000.00	2,101,600.00	2,101,600.00		20,024,000.00		134,400.00
CO	5 06 00000 00			49,315,903.50	49,315,903.50				49,315,903.50	5,222,125.81	5,222,125.81	5,222,125.81	5,222,125.81		44,093,777.69		0.00
<b>Recapitulation by MFO:</b>		<b>22,260,000.00</b>	-	<b>22,260,000.00</b>	<b>22,260,000.00</b>	-	-	-	<b>22,260,000.00</b>	<b>2,758,125.81</b>	<b>2,236,000.00</b>	<b>2,101,600.00</b>	<b>2,101,600.00</b>	-	<b>20,024,000.00</b>	-	<b>134,400.00</b>
MFO 1 - Higher Education	3 01 000000	22,260,000.00		22,260,000.00	22,260,000.00				22,260,000.00	2,758,125.81	2,236,000.00	2,101,600.00	2,101,600.00		20,024,000.00		134,400.00
MFO 2 - Advanced Education	3 02 000000																0.00
MFO 3 - Research Services	3 03 000000																0.00
MFO 4 - Extension Services	3 04 000000																0.00
<b>OF WHICH:</b>																	
Major Programs/Projects																	
KRA No. 2 - Poverty Reduction, and Empowerment of the Poor and Vulnerable																	
Program Budgeting: MPP																	
Other Major Programs and Projects and monitored by the President through PMS																	
PAP																	

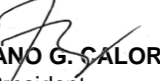
/carla

**Certified Correct:**  
  
**VERONICA REINA E. AROMIN**  
 Administrative Officer V - SAO (OIC)

  
**IMELDA B. GALINATO**  
 Accountant IV

**Recommending Approval:**  
  
**MARY JOY S. RAPUSO**  
 Chief Administrative Officer - Finance

  
**ESTRELLITA M. DACLAN**  
 Vice President for Finance and Administration

**Approved by:**  
  
**FELICIANO G. SALORA, Jr.**  
 President