

SUMMARY OF APPROVED BUDGET, UTILIZATIONS, DISBURSEMENTS AND BALANCES BY OBJECT OF EXPENDITURES
As of the Quarter Ending December 31, 2017

Department : State Universities
Agency : Benguet State University
Operating Unit : N/A
Organization Code (UACS) :
Report Status : SUBMITTED

Particulars	UACS CODE	Approved Budget			Budget Utilization					Disbursements					Balances		
		Approved Budgeted Revenue	Adjustments(Additions, Reductions, Realignment)	Adjusted Budgeted Revenue	1st Quarter Ending March 31	2nd Quarter Ending June 30	3rd Quarter Ending Sept. 30	4th Quarter Ending Dec. 31	Total	1st Quarter Ending March 31	2nd Quarter Ending June 30	3rd Quarter Ending Sept. 30	4th Quarter Ending Dec. 31	Total	Unutilized Budget	Unpaid Utilizations Due and Demandable / Accounts Payable	Not Yet Due and Demandable
1	2	3	4	5=[3+(-)4]	6	7	8	9	10=(6+7+8+9)	11	12	13	14	15=(11+12+13+14)	16=(5-10)	17	18
Agency Approved Budget		0	0	0	0	0	0	0	0	0	0	0	0	0	0	0	0
Internally Generated Income	05206441	324,718,367.16	2,507,117.46	327,225,484.62	26,097,483.56	47,869,423.17	44,666,470.19	85,756,515.52	204,419,892.44	34,413,589.12	54,117,741.68	46,683,190.62	76,177,419.94	211,391,941.34	122,805,592.18	3,095,781.58	(10,087,830.48)
General Administration and Support	00000100000000	135,163,816.05	0	135,163,816.05	15,732,792.27	26,613,114.71	25,531,682.84	45,231,060.87	113,108,650.69	15,753,450.85	34,169,722.77	28,843,238.26	42,709,670.69	121,476,082.57	22,055,165.36	405,747.92	(8,773,179.80)
General Management and Supervision	10300100010000	135,163,816.05	0	135,163,816.05	15,732,792.27	26,613,114.71	25,531,682.84	45,231,060.87	113,108,650.69	15,753,450.85	34,169,722.77	28,843,238.26	42,709,670.69	121,476,082.57	22,055,165.36	405,747.92	(8,773,179.80)
PS	0	2,167,157.00	0	2,167,157.00	10,374.66	23,412.40	72,947.91	805,058.35	911,793.32	21,552.99	19,750.50	72,947.91	101,169.05	215,420.45	1,255,363.68	0	696,372.87
MOOE	0	110,824,159.05	0	110,824,159.05	15,650,403.11	22,956,388.81	23,707,392.96	32,303,345.02	94,517,529.90	14,553,661.11	32,535,036.00	26,180,783.88	32,568,999.96	105,838,480.95	16,306,629.15	405,747.92	(11,726,698.97)
CO	0	22,172,500.00	0	22,172,500.00	172,014.50	3,633,313.60	1,751,341.97	12,122,657.50	17,679,327.47	1,178,236.76	1,614,936.27	2,589,506.47	10,039,501.68	15,422,181.17	4,493,172.53	0	2,257,146.30
Support to Operations	00000200000000	28,705,413.34	0	28,705,413.34	240,188.07	2,619,145.15	2,960,244.85	5,558,657.32	11,378,235.39	4,400,037.94	1,590,053.77	2,873,487.08	5,653,887.26	14,517,466.05	17,327,177.95	84,030.00	(3,223,260.66)
Auxiliary Services	26400200010000	28,705,413.34	0	28,705,413.34	240,188.07	2,619,145.15	2,960,244.85	5,558,657.32	11,378,235.39	4,400,037.94	1,590,053.77	2,873,487.08	5,653,887.26	14,517,466.05	17,327,177.95	84,030.00	(3,223,260.66)
PS	0	50,000.00	0	50,000.00	0	0	0	0	0	68,992.03	0	0	0	68,992.03	50,000.00	0	(68,992.03)
MOOE	0	21,399,556.50	0	21,399,556.50	240,188.07	2,568,145.15	2,177,844.85	3,801,402.44	8,787,680.61	3,756,255.72	1,443,053.77	2,291,587.08	4,098,954.89	11,589,851.46	12,611,975.99	84,030.00	(2,886,300.95)
CO	0	7,255,856.84	0	7,255,856.84	0	51,000.00	782,400.00	1,757,254.88	2,590,654.88	576,790.19	147,000.00	581,900.00	1,554,932.37	2,860,622.56	4,685,201.96	0	(269,667.68)
Operations	00000300000000	160,849,137.77	2,507,117.46	163,356,255.23	10,124,503.22	18,667,163.31	16,174,542.50	34,966,797.33	79,933,006.36	14,260,100.33	18,357,965.12	14,966,465.28	27,813,861.99	75,398,392.72	83,423,248.87	2,606,003.66	1,926,609.98
MFO 1: HIGHER EDUCATION SERVICES	00000301000000	121,580,718.25	1,070,822.51	122,651,540.76	7,981,980.96	14,383,960.07	11,251,850.00	24,614,468.37	58,232,259.40	10,840,749.84	13,403,053.29	9,792,523.16	19,055,135.33	53,091,461.62	64,419,281.36	2,212,474.47	2,928,323.31
Services Including P28,179,000 for Scholarships of Poor and Deserving Students (Expanded Students' Grants-In-Aid Program for Poverty Alleviation-ESGP-PA) and P3,550,000 for Tulong Dunong	26400301010000	121,580,718.25	1,070,822.51	122,651,540.76	7,981,980.96	14,383,960.07	11,251,850.00	24,614,468.37	58,232,259.40	10,840,749.84	13,403,053.29	9,792,523.16	19,055,135.33	53,091,461.62	64,419,281.36	2,212,474.47	2,928,323.31
PS	0	5,313,532.00	0	5,313,532.00	95,788.08	1,021,022.46	410,822.16	1,982,829.91	3,510,262.61	276,063.78	1,001,495.75	217,959.16	1,035,751.13	2,531,269.82	1,803,269.39	1,008,413.51	(29,420.72)
MOOE	0	85,937,992.51	231,252.64	86,169,245.35	7,852,192.88	12,242,735.61	10,224,977.84	15,802,679.44	46,122,585.77	8,285,093.24	10,716,818.54	9,179,719.00	15,058,671.24	44,240,302.02	40,046,659.58	1,204,060.96	678,222.79
CO	0	30,329,193.74	839,569.67	31,168,763.41	34,000.00	1,120,202.00	616,250.00	6,828,959.02	8,599,411.02	1,279,592.82	1,684,739.00	394,845.00	2,960,712.96	6,319,889.78	22,669,352.39	0	2,279,521.24
MFO 2: ADVANCED EDUCATION SERVICES	00000302000000	13,436,065.06	0	13,436,065.06	499,951.85	703,174.68	1,042,836.78	2,418,287.16	4,664,250.47	788,569.04	767,656.68	1,166,288.72	2,280,342.99	5,002,857.43	8,771,814.59	25,840.00	(364,446.96)
Provision of Advanced Education Services	26400302010000	13,436,065.06	0	13,436,065.06	499,951.85	703,174.68	1,042,836.78	2,418,287.16	4,664,250.47	788,569.04	767,656.68	1,166,288.72	2,280,342.99	5,002,857.43	8,771,814.59	25,840.00	(364,446.96)
PS	0	2,219,213.23	0	2,219,213.23	73,900.00	84,000.00	257,458.66	266,899.07	684,257.73	101,374.64	150,500.00	409,654.66	631,108.00	1,292,637.30	1,534,955.50	0	(608,379.57)
MOOE	0	6,968,617.14	0	6,968,617.14	426,051.85	584,174.98	785,378.12	933,954.71	2,729,569.36	637,325.40	617,156.68	576,964.06	595,330.62	2,426,808.76	4,239,057.78	25,840.00	276,912.60
CO	0	4,248,234.69	0	4,248,234.69	0	35,000.00	0	1,215,433.38	1,250,433.38	49,869.00	0	179,640.00	1,053,904.37	1,283,413.37	2,997,801.31	0	(32,979.99)
MFO 3: RESEARCH SERVICES	00000303000000	20,143,011.41	1,436,294.95	21,579,306.36	1,054,090.05	2,795,905.35	2,765,026.12	6,755,621.54	13,370,643.06	1,763,205.38	3,516,167.65	3,041,140.59	5,385,193.56	13,705,707.18	8,208,663.30	233,281.59	(568,345.71)
Conduct of Research Services	26700303010000	20,143,011.41	1,436,294.95	21,579,306.36	1,054,090.05	2,795,905.35	2,765,026.12	6,755,621.54	13,370,643.06	1,763,205.38	3,516,167.65	3,041,140.59	5,385,193.56	13,705,707.18	8,208,663.30	233,281.59	(568,345.71)
PS	0	50,000.00	0	50,000.00	0	0	0	0	28,577.51	0	0	0	0	28,577.51	50,000.00	0	(28,577.51)

SUMMARY OF APPROVED BUDGET, UTILIZATIONS, DISBURSEMENTS AND BALANCES BY OBJECT OF EXPENDITURES
As of the Quarter Ending December 31, 2017


Department : State Universities
Agency : Benquet State University
Operating Unit : N/A
Organization Code (UACS) :
Report Status : SUBMITTED

Particulars	UACS CODE	Approved Budget			Budget Utilization					Disbursements					Balances		
		Approved Budgeted Revenue	Adjustments(Additions, Reductions, Realignment)	Adjusted Budgeted Revenue	1st Quarter Ending March 31	2nd Quarter Ending June 30	3rd Quarter Ending Sept. 30	4th Quarter Ending Dec. 31	Total	1st Quarter Ending March 31	2nd Quarter Ending June 30	3rd Quarter Ending Sept. 30	4th Quarter Ending Dec. 31	Total	Unutilized Budget	Unpaid Utilizations	
1	2	3	4	5=[3+(-)4]	6	7	8	9	10=(6+7+8+9)	11	12	13	14	15=(11+12+13+14)	16=(5-10)	17	18
MOOE	0	17,034,150.66	1,191,294.95	18,225,445.61	1,054,090.05	2,795,905.35	2,765,026.12	5,040,337.21	11,655,358.73	1,415,866.07	2,505,167.65	2,952,990.59	4,584,953.67	11,458,777.98	6,570,066.88	233,281.59	(36,700.84)
CO	0	3,058,860.75	245,000.00	3,303,860.75	0	0	0	1,715,284.33	1,715,284.33	318,981.80	1,011,000.00	88,150.00	800,239.89	2,218,351.69	1,585,576.42	0	(603,067.36)
MFO 4: TECHNICAL ADVISORY EXTENSION SERVICES	00000304000000	5,889,343.05	0	5,889,343.05	588,480.36	784,123.21	1,114,829.60	1,178,420.26	3,665,853.43	867,576.07	671,087.50	966,512.81	1,093,190.11	3,598,366.49	2,023,489.62	134,407.60	(66,920.66)
Provision of Extension Services	26500304010000	5,889,343.05	0	5,889,343.05	588,480.36	784,123.21	1,114,829.60	1,178,420.26	3,665,853.43	867,576.07	671,087.50	966,512.81	1,093,190.11	3,598,366.49	2,023,489.62	134,407.60	(66,920.66)
PS	0	0	0	0	0	0	0	0	0	0	0	0	0	0	0	0	0
MOOE	0	4,085,056.80	0	4,085,056.80	588,480.36	784,123.21	967,829.60	877,420.26	3,207,853.43	794,261.77	671,087.50	966,512.81	724,944.40	3,156,806.48	877,203.37	134,407.60	(83,360.65)
CO	0	1,804,286.25	0	1,804,286.25	0	0	157,000.00	301,000.00	458,000.00	73,314.30	0	0	368,245.71	441,560.01	1,146,286.25	0	16,439.99
GRAND TOTAL	0	324,718,367.16	2,507,117.46	327,225,484.62	26,097,483.56	47,899,423.17	44,666,470.19	85,756,515.52	204,419,892.44	34,413,589.12	54,117,741.66	46,683,190.62	76,177,419.94	211,391,941.34	122,805,592.18	3,095,781.58	(10,067,830.48)
PS	0	9,799,902.23	0	9,799,902.23	180,062.74	1,128,434.86	741,028.73	3,056,787.33	5,106,313.66	494,560.95	1,171,746.25	700,561.73	1,768,028.18	4,134,897.11	4,693,588.57	1,008,413.51	(38,996.96)
MOOE	0	246,249,532.66	1,422,547.79	247,672,080.45	25,711,406.32	41,931,472.81	40,618,449.49	58,759,139.08	167,020,467.70	30,442,263.31	48,488,320.14	42,148,587.42	57,631,854.78	178,711,025.65	80,651,612.75	2,087,368.07	(13,777,926.02)
Fin Ex	0	0	0	0	0	0	0	0	0	0	0	0	0	0	0	0	0
CO	0	68,668,932.27	1,084,569.67	69,753,501.94	206,014.50	4,839,515.50	3,306,991.97	23,940,589.11	32,293,111.08	3,476,784.88	4,457,675.27	3,834,041.47	16,777,536.98	28,546,018.58	37,460,390.86	0	3,747,092.50


Certified Correct:


VERONICA REINA E. AROMIN
Budget Officer
Date: 29/Jan/2018


Certified Correct:


IMELDA B. GALINATO
Chief Accountant
Date: 29/Jan/2018

Recommending Approval:


MARY JOY S. PUSPOO
Chief Administrative Officer
Date: 29/Jan/2018

Approved By:


FELICIANO G. CALORA JR.
Agency Head/Department Secretary
Date: 29/Jan/2018

This report was generated using the Unified Reporting System on