

**SUMMARY OF APPROVED BUDGET, UTILIZATIONS, DISBURSEMENTS AND BALANCES BY OBJECT OF EXPENDITURES
As of September 2015**

Department : SUCs
 Agency : Benguet State University
 Operating Unit : _____
 Organization Code (UACS) : 080170000000

Funding Source Code (as clustered) : Revolving Fund (RF- 161),(RF -163), Special Trust Fund (STF- 164), Trust Fund (TF 911) and Special Projects

Particulars	UACS CODE	Approved Budget			Budget Utilization					Disbursements				BALANCES			
		Approved Budgeted Revenue	Adjustments (Additions, Reductions, Realignment)	Adjusted Budgeted Revenue	1st Quarter	2nd Quarter	3rd Quarter	4th Quarter	Total	1st Quarter	2nd Quarter	3rd Quarter	4th Quarter	Total	Unutilized Budget	Unpaid Utilizations	
					Ending	Ending	Ending	Ending		Ending	Ending	Ending	Ending			Ending	Ending
1	2	3	4	5=[3+(-)4]	6	7	8	9	10=(6+7+8+9)	11	12	13	14	15=(11+12+13+14)	16=(5-10)	17	18
SUMMARY																	
A. AGENCY SPECIFIC BUDGET																	
Personnel Services	50100000 00																
Salaries and Wages	50101000 00																
Salaries and Wages - Regular	50101010 01	3,312,886.85		3,312,886.85					-					-	3,312,887		
Salaries and Wages - Casual and Contractual	50101020 00	6,109,854.04		6,109,854.04	1,158,592.20	1,251,149.98	921,449		3,331,191.18	1,158,592.20	1,455,807.38	1,188,177.24		3,802,576.82	2,778,663		
Salaries and Wages - Substitute	50101020 00			-					-					-	0		
Salaries and Wages - Emergency	50101020 00	785,180.00		785,180.00	46,650.00	114,900.00	113,493.75		275,043.75	46,650.00				46,650.00	510,136		
Other Compensation	50102000 00			-					-					-	0		
Personnel Economic Relief Allowance (PERA)	50102010 00	278,400.00		278,400.00					-					-	278,400		
PERA - Civilian	50102010 01			-					-					-	0		
Representation Expenses	50102020 00			-					-		220,500.00	137,000.00		357,500.00	0		
Transportation Allowance	50102030 01			-					-		220,500.00	137,000.00		357,500.00	0		
Clothing/Uniform Allowance	50102040 01	179,500.00		179,500.00					-					-	179,500		
Subsistence, Laundry Allowance	50102050 03			-					-					-	0		
Honoraria	50102100 01	11,145,125.00	2,943,487.00	14,088,612.00	4,023,543.98	4,630,976.30	3,188,787.23		11,843,307.51	4,023,543.98	5,394,094.38	2,749,455.63		12,167,093.99	2,245,304		
Hazard Pay	50102110 02	30,000.00		30,000.00	4,835.00	7,252.50	31,752.50		43,840.00	4,835.00	7,252.50	6,527.25		18,614.75	-13,840		
overtime and Night Pay	50102130 01	573,729.19		573,729.19	37,160.82	98,179.70	127,366.37		262,706.89	37,160.82	92,619.46	91,136.37		220,916.65	311,022		
Christmas Bonus	50102140 01	550,980.60		550,980.60			62,111.92		62,111.92			135,940.46		135,940.46	488,869		
Cash Gift	50102150 00	304,250.00		304,250.00			263,552.00		263,552.00			92,625.00		92,625.00	40,698		
Productivity Incentive Bonus	50102080 01			-					-					-	0		
Longevity Pay (Step Increment)	50102120 01			-					-					-	0		
Personnel Benefit Contribution	50103000 00			-					-					-	0		
Life and Retirement Insurance Contribution	50103010 00			-					-					-	0		
PAG-IBIG Contribution	50103020 01	12,600.00		12,600.00					-					-	12,600		
Philhealth Contribution	50103030 01	61,785.00		61,785.00	7,905.00	11,143.00	4,200.00		23,248.00	7,905.00	13,360.00	14,100.00		35,365.00	38,537		
ECC Contribution	50103040 01			-					-					-	0		
Other Personnel Benefits	50104990 00			-					-					-	0		
Terminal Leave Benefits	50104030 01			-					-					-	0		
Other Personnel Benefits	50104990 99	934,802.32		934,802.32		4,590.00			4,590.00					-	930,212		
sub-total . . .		24,279,093.00	2,943,487.00	27,222,580.00	5,278,687.00	6,118,191.48	4,712,712.77	-	16,109,591.25	5,278,687.00	7,404,133.72	4,551,961.95	-	17,234,782.67	11,112,988.75	-	-
Maintenance and Other Operating Expenses	50200000 00														0		
Travelling Expenses	50201000 00														0		
Travel Expenses - Local	50201010 00	19,390,418.41	26,007.00	19,416,425.41	904,711.30	814,591.74	124,9832.61		2,969,135.65	904,711.30	1,607,795.83	1,229,260.81		3,741,767.94	16,447,290		
Travel Expenses - Foreign	50201020 00	320,000.00		320,000.00	12,160.03	89,130.00	156,744.06		258,034.09	12,160.03	68,130.00			80,290.03	61,966		

SUMMARY OF APPROVED BUDGET, UTILIZATIONS, DISBURSEMENTS AND BALANCES BY OBJECT OF EXPENDITURES
As of September 2015

Department : SUCs
 Agency : Benguet State University
 Operating Unit : _____
 Organization Code (UACS) : 080170000000

Funding Source Code (as clustered) : Revolving Fund (RF- 161),(RF -163), Special Trust Fund (STF- 164), Trust Fund (TF 911) and Special Projects

Particulars	UACS CODE	Approved Budget			Budget Utilization					Disbursements				BALANCES			
		Approved Budgeted Revenue	Adjustments (Additions, Reductions, Realignment)	Adjusted Budgeted Revenue	1st Quarter	2nd Quarter	3rd Quarter	4th Quarter	Total	1st Quarter	2nd Quarter	3rd Quarter	4th Quarter	Total	Unutilized Budget	Unpaid Utilizations	
					Ending	Ending	Ending	Ending		Ending	Ending	Ending	Ending			Ending	Ending
1	2	3	4	5=[3+(-)4]	6	7	8	9	10=(6+7+8+9)	11	12	13	14	15=(11+12+13+14)	16=(5-10)	17	18
Training and Scholarship Expenses	50202000 00			-					-					-	0		
Training Expenses	50202010 00	2,488,390.62	308,919.46	2,797,310.08	657,287.50	807,567.00	602,709.72		2,067,564.22	657,287.50	295,990.00	299,930.00		1,252,577.50	729,746.00		
Scholarship Expenses	50202020 00	4,418,711.00		4,418,711.00					-		10,688.00			10,688.00	4,418,711.00		
Supplies and Materials Expenses	50203000 00			-					-					-	0		
Office Supplies Expenses	50203010 00	22,056,677.23	115,498.00	22,172,175.23	363,455.80	2,703,890.82	1,571,814.48		4,639,161.10	363,455.80	2,358,838.88	1,935,830.39		4,658,125.07	17,533,014.00		
Accountable Forms Expenses	50203020 00	208,059.00		208,059.00		82,600.00			82,600.00					-	125,459.00		
Animal/Zoological Supplies Expenses	50203040 00	3,192,960.00	115,498.09	3,308,458.09	1,619,860.00	2,893,845.00	2,840,440.00		7,354,145.00	1,619,860.00	3,082,050.00			4,701,910.00	-4,045,687.00		
Drugs and Medicine Expenses	50203070 00			-					-					-	0		
Medical, Dental, Lab Supplies Expenses	50203080 00	9,839,559.00		9,839,559.00	12,002.66	697,696.10	203,691.25		913,390.01	12,002.66	315,379.05	534,951.70		862,333.41	8,926,169.00		
Gasoline, Oil and Lubricants Expenses	50203090 00	1,136,271.78	381,771.32	1,518,043.10	265,008.43	176,790.57	154,144.36		595,943.36	265,008.43	154,839.10	114,802.60		534,650.13	922,100.00		
Agricultural Supplies Expenses	50203100 00	13,287,521.83		13,287,521.83	79,888.00	535,746.80	114,314.00		729,948.80	79,888.00	436,254.15	1,329,294.01		1,845,436.16	12,557,573.00		
Textbooks and Instructional Materials	50203110 01	9,289,184.00		9,289,184.00	310,379.00	282,110.00	351,075.45		943,564.45	310,379.00	310,379.00	1,200.00		621,958.00	8,345,620.00		
Other Supplies Expenses	50203990 00	59,779,776.69		59,779,776.69	9,727,097.31	14,320,052.15	12,372,032.41		36,419,181.87	9,727,097.31	13,881,220.55	12,166,833.22		35,775,151.08	23,360,595.00		
Utility Expenses	50204000 00			-					-					-	0		
Water Expenses	50204010 00	519,746.00	193,241.93	712,987.93	9,920.00	21,325.45	2,037,773.48		2,069,018.93	9,920.00	21,325.45	15,982.00		47,227.45	-1,356,031.00		
Electricity Expenses	50204020 00	5,438,504.24	500,000.00	5,938,504.24	148,016.62	274,894.27	784,218.27		1,207,129.16	148,016.62	232,761.02	515,211.93		895,989.57	4,731,375.00		
Cooking Gas Expenses	50203990 00	333,050.00		333,050.00					-					-	333,050.00		
Communication Expenses	50205000 00		18,670.57	18,670.57					-					-	18,671.00		
Postage and Deliveries	50205010 00			-	20,000.00				20,000.00	20,000.00				20,000.00	-20,000.00		
Telephone Expenses- Landline	50205020 02	487,744.92		487,744.92	105,710.25	135,193.74	121,046.04		361,950.03	105,710.25	158,339.30	123,731.05		387,780.60	125,795.00		
Telephone Expenses- Mobile	50205020 01	164,800.00		164,800.00	25,727.03	26,516.97	33,700.54		85,944.54	25,727.03				25,727.03	78,855.00		
Internet Expenses	50205030 00	2,560,000.00	664,879.20	3,224,879.20	559,720.97	557,606.92	581,368.15		1,698,696.04	559,720.97	559,224.66	570,527.40		1,689,473.03	1,526,183.00		
Cable, Satellite, Telegraph and Radio Expenses	50205040 00	106,400.00		106,400.00	15,810.44	35,378.00	64,820.00		116,008.44	15,810.44	23,780.04	16,218.78		55,809.26	-9,608.00		
Membership Dues and Contributions to Org.	50299060 00	150,000.00		150,000.00	3,000.00	59,422.51			62,422.51	3,000.00	58,422.51			61,422.51	87,577.00		
Awards and Indemnities	50206010 00	800,000.00	103,287.53	903,287.53			224,999.84		224,999.84		7,000.00	62,774.96		69,774.96	678,288.00		
Advertising Expenses/Promo	50299010 00	110,000.00		110,000.00	34,819.22	26,972.32	39,828.00		101,619.54	34,819.22	17,076.00	39,828.00		91,723.22	8,380.00		
Printing and Binding Expenses	50299020 00	1,387,679.00	90,145.95	1,477,824.95	158,003.01	732,232.40	127,630.00		1,017,865.41	158,003.01	648,940.72	154,358.00		961,301.73	459,960.00		
Rent Expenses	50299050 01	361,500.00		361,500.00	3,650.00	33,050.00	33,050.00		69,750.00	3,650.00				3,650.00	291,750.00		
Representation Expenses	50299030 00			-					-			98,500.00		98,500.00	0.00		
Transportation and Delivery Expenses	50299040 00	170,000.00	17,500.00	187,500.00					-			80,000.00		80,000.00	187,500.00		
Storage Expenses	50299990 00			-					-					-	0.00		
Subscription Expenses	50299070 00			-					-					-	0.00		
Survey Expenses	50299990 00			-					-					-	0.00		
Rewards and Other Claims	50299990 00			-					-					-	0.00		
Professional Services	50211000 00			-					-					-	0.00		
Legal Services	50211010 00			-					-					-	0.00		
Auditing Services	50211020 00	80,000.00		80,000.00	5,427.86	8,076.71	76,701.00		90,205.57	5,427.86	2,615.00	62,925.00		70,967.86	-10,206.00		
Consultancy Services	50211030 00			-					-					-	0.00		
Environment/Sanitary Services	50212010 00			-					-					-	0.00		

**SUMMARY OF APPROVED BUDGET, UTILIZATIONS, DISBURSEMENTS AND BALANCES BY OBJECT OF EXPENDITURES
As of September 2015**

Department : SUCs
 Agency : Benguet State University
 Operating Unit :
 Organization Code (UACS) : 08017000000

Funding Source Code (as clustered) : Revolving Fund (RF- 161),(RF -163), Special Trust Fund (STF- 164), Trust Fund (TF 911) and Special Projects

Particulars	UACS CODE	Approved Budget			Budget Utilization					Disbursements					BALANCES		
		Approved Budgeted Revenue	Adjustments (Additions, Reductions, Realignment)	Adjusted Budgeted Revenue	1st Quarter	2nd Quarter	3rd Quarter	4th Quarter	Total	1st Quarter	2nd Quarter	3rd Quarter	4th Quarter	Total	Unutilized Budget	Unpaid Utilizations	
					Ending	Ending	Ending	Ending		Ending	Ending	Ending	Ending			Ending	Ending
1	2	3	4	5=[3+(-)4]	6	7	8	9	10=(6+7+8+9)	11	12	13	14	15=(11+12+13+14)	16=(5-10)	17	18
General Services	50212990 00			-					-					-	0		
Security Services	50212030 00	5,100,840.00	1,814,250.62	6,915,090.62		763,100.00	469,600.00		1,232,700.00		997,900.00	234,800.00		1,232,700.00	5,682,391		
Other Professional Services	50211990 00			-					-		156,537.32			156,537.32	0		
Repairs & Maintenance (Specify object)	50213000 00			-					-					-	0		
Repairs & Maintenance (RM) - Land Improvements	50213020 00			-					-					-	0		
RM - Land Improvements	50213020 99			-					-					-	0		
RM - Runways/Taxiways	50213030 01			-					-					-	0		
RM - Railways	50213030 99			-					-					-	0		
RM - Electrification, Power and Energy Structures				-					-					-	0		
RM - Buildings	50213040 01	655,000.00		655,000.00					-					-	655,000		
RM - Office Buildings	50213040 01			-			1,562,291.00		1,562,291.00					-	-1,562,291		
RM - School Buildings	50213040 02	6,051,237.00	204419.19	6,255,656.19		25,312.50	392,477.85		417,790.35					-	5,837,866		
RM - Hospitals and Health Centers	50213040 03			-					-					-	0		
RM - Markets and Slaughterhouses	50213040 4/5			-					-					-	0		
RM - Other Structures	50213040 99	6,983,531.68	4,393,100.35	11,376,632.03	135,760.00	1,678,280.94	185,585.63		1,999,626.57	135,760.00	58,757.00	826,661.93		1,021,178.93	9,377,005		
RM - Leasehold Improvements	50213090 00			-					-					-	0		
RM - Leasehold Improvements, Land	50213090 01			-					-					-	0		
RM - Leasehold Improvements , Buildings	50213090 02			-					-					-	0		
RM - Other Leasehold Improvements	50213090 99			-					-					-	0		
RM - Office Equipment, Furnitures and Fixtures	50213050 00			-					-					-	0		
RM - Office Equipment, Furnitures and Fixtures	50213050 02			-	850.00	6,929.00			7,779.00	850.00	54,000.00			54,850.00	-7,779		
RM - Furniture and Fixtures	50213070 00			-		18,102.00	32,755.00		50,857.00					-	-50,857		
RM - IT Equipment and Software	50213050 03	4,243,637.00		4,243,637.00		27,405.00			27,405.00					-	4,216,232		
RM - Machinery and Equipment	50213050 00			-					-					-	0		
RM - Machinery and Equipment	50213050 99			-					-		6,929.00	49,710.00		56,639.00	0		
RM - Agricultural, Fishery and Forestry Equipment	50213050 04			-					-					-	0		
RM - Airport Equipment	50213050 06			-					-					-	0		
RM - Communication Equipment	50213050 07			-					-					-	0		
RM - Construction and Heavy Equipment	50213050 08			-					-					-	0		
RM - Firefighting Equipment and Accessories	50213050 09			-					-					-	0		
RM - Hospital Equipment				-					-					-	0		
RM - Medical, Dental and Laboratory Equipment	50213050 11			-					-					-	0		
RM - Military and Police Equipment	50213050 10			-					-					-	0		
RM - Sports Equipment	50213050 13			-					-					-	0		
RM - Technical and Scientific Equipment	50213050 14			-					-					-	0		
RM - Other Machinery and Equipment	50213050 99	88,583.00		88,583.00	23,286.00		45,700.00		68,986.00	23,286.00	84,395.00			107,681.00	19,597		
RM - Transportation Equipment	50213060 00			-					-					-	0		
RM - Motor Vehicles	50213060 01	335,000.00	188,250.09	523,250.09	130,849.61	47,745.00	331,598.99		510,193.60	130,849.61				130,849.61	13,056		

**SUMMARY OF APPROVED BUDGET, UTILIZATIONS, DISBURSEMENTS AND BALANCES BY OBJECT OF EXPENDITURES
As of September 2015**

Department : SUCs
 Agency : Benguet State University
 Operating Unit : _____
 Organization Code (UACS) : 080170000000

Funding Source Code (as clustered) : Revolving Fund (RF- 161),(RF -163), Special Trust Fund (STF- 164), Trust Fund (TF 911) and Special Projects

Particulars	UACS CODE	Approved Budget			Budget Utilization					Disbursements					BALANCES		
		Approved Budgeted Revenue	Adjustments (Additions, Reductions, Realignment)	Adjusted Budgeted Revenue	1st Quarter	2nd Quarter	3rd Quarter	4th Quarter	Total	1st Quarter	2nd Quarter	3rd Quarter	4th Quarter	Total	Unutilized Budget	Unpaid Utilizations	
					Ending	Ending	Ending	Ending		Ending	Ending	Ending	Ending			Ending	Ending
1	2	3	4	5=[3+(-)4]	6	7	8	9	10=(6+7+8+9)	11	12	13	14	15=(11+12+13+14)	16=(5-10)	17	18
RM - Trains	50213060 02			-					-					-			
RM - Aircrafts and Airground Equipment	50213060 03			-					-					-			
RM - Watercrafts	50213060 04			-					-					-			
RM - Other Transportation Equipment	50213060 99			-					-		36,980.00	139,950.00		176,930.00			
RM - Other Property, Plant and Equipment	50213990 00			-					-					-			
RM - Public Infrastructures	50213030 00			-					-					-			
RM - Roads, Highways and Bridges	50213030 01			-					-					-			
RM - Parks, Plazas and Monuments	50213030 09			-					-					-			
RM - Prts, Lighthouses and Harbors	50213030 99			-					-					-			
RM - Artesian Wells, Reservoirs, Pumping Station and Conduits	50213030 99			-					-					-			
RM - Irrigation, Canals and Laterals	50213030 04			-					-					-			
RM - Flood Controls	50213030 02			-					-					-			
RM - Waterways, Aqueducts, Seawalls, River Walls and Others	50213030 04			-					-					-			
RM - Other Public Infrastructures	50213030 99			-					-					-			
RM - Reforestation Projects	50213020 02			-					-					-			
RM - Reforestation - Upland	50213020 02			-					-					-			
RM - Reforestation - Marshland/Swampland	50213020 02			-					-					-			
Subsidies and Donations	50214990 00			-					-					-			
Subsidy to National Government Agencies -Bokod	50214010 00			-					-					-			
Subsidy to Regional Offices/Staff Bureaus - Buguid	50214010 00			-					-					-			
Subsidy to Operating Units	50214990 00			-					-					-			
Subsidy to Local Government Units	50214990 00			-					-					-			
Subsidy to GOCCs	50214040 01			-					-					-			
Subsidy to NGOs/POs	50214050 00			-					-					-			
Subsidy to Other Funds	50214990 00			-					-					-			
Donations	50299080 00			-					-					-			
Confidential, Intelligence, Extraordinary and Miscellaneous Expenses	50210000 00			-					-					-			
Confidential Expenses	50210010 00			-					-					-			
Intelligence Expenses	50210020 00			-					-					-			
Extraordinary Expenses	50210030 00			-					-					-			
Miscellaneous Expenses	5021030 00			-					-					-			
Taxes, Insurance Premiums and Other Fees	50215000 00			-					-					-			
Taxes, Duties and Licenses	50215010 00			-					-			350,198.97		350,198.97			
Fidelity Bond Premiums	50215020 00	9,000.00		9,000.00	7,950.00	7,627.50	3,375.00		18,952.50	7,950.00	6,502.50			14,452.50	-9,953		
Insurance Expenses	50215030 00	1,584,661.00	839,011.18	2,423,672.18	14,503.78	11,073.96	27,129.23		52,706.97	14,503.78	5,186.13	9,279.23		28,969.14	2,370,965		
Other Maintenance and Operating Expenses	50299000 00	67,553,344.82	11,156,611.33	78,709,956.15	8,262,668.55	8,306,007.24	13410792.96		29,979,468.75	8,262,668.55	6,709,020.40	12903880.14		27,875,569.09	48,730,487		

**SUMMARY OF APPROVED BUDGET, UTILIZATIONS, DISBURSEMENTS AND BALANCES BY OBJECT OF EXPENDITURES
As of September 2015**

Department : SUCs
 Agency : Benguet State University
 Operating Unit : _____
 Organization Code (UACS) : 080170000000

Funding Source Code (as clustered) : Revolving Fund (RF- 161),(RF -163), Special Trust Fund (STF- 164), Trust Fund (TF 911) and Special Projects






Particulars	UACS CODE	Approved Budget			Budget Utilization					Disbursements					BALANCES		
		Approved Budgeted Revenue	Adjustments (Additions, Reductions, Realignment)	Adjusted Budgeted Revenue	1st Quarter Ending March 31	2nd Quarter Ending June 30	3rd Quarter Ending Sept. 30	4th Quarter Ending Dec. 31	Total	1st Quarter Ending March 31	2nd Quarter Ending June 30	3rd Quarter Ending Sept. 30	4th Quarter Ending Dec. 31	Total	Unutilized Budget	Unpaid Utilizations	Due and Demandable / Accounts Payable
1	2	3	4	5=[3+(-)4]	6	7	8	9	10=(6+7+8+9)	11	12	13	14	15=(11+12+13+14)	16=(5-10)	17	18
sub-total . . .		250,681,788.22	21,131,061.81	271,812,850.03	23,617,523.37	36,206,272.61	40,203,239.32	-	100,027,035.30	23,617,523.37	32,299,126.61	33,934,140.12	-	89,850,790.10	171,785,814.73	-	-
Financial Expenses	50300000 00			-					-					-	0		
Bank Charges	50301040 00			-					-					-	0		
Commitments Fees	50301050 00			-					-					-	0		
Debt Service Subsidy to GOCCs	50301990 00			-					-					-	0		
Documentary Stamp Expenses	50301990 00			-					-					-	0		
Interest Expenses	50301020 00			-					-					-	0		
Other Financial Charges	50301990 00			-					-					-	0		
Capital Outlays				-					-					-	0		
Land and Land Improvements	10602000 00			-					-					-	0		
Land	10601010 00			-					-					-	0		
Land Improvements, etc	10602000 00	750000	118423.97	868,423.97					-					-	868,424		
Runways/Taxiways	10602990 00			-					-					-	0		
Railways	10602990 00			-					-					-	0		
Electrification, Power and Energy Structures	10602990 00			-					-					-	0		
Buildings	10604000 00			-					-					-	0		
Office Buildings	10604010 00	6600000		6,600,000.00					-					-	6,600,000.00		
School Buildings, etc.	10604020 00	749,087.00	67,254.40	816,341.40					-					-	816,341.40		
Hospitals and Health Centers	10604030 00			-					-					-	0		
Markets and Slaughterhouses	10604040 00			-					-					-	0		
Other Structures	10604990 00	3,986,211.00	2,705,011.41	6,691,222.41	443,008.10	481,800.00	271,310.00		1,196,118.10	443,008.10				443,008.10	5,495,104.31		
Leasehold Improvements	10609000 00			-					-					-	0		
Leasehold Improvements, Land	10609010 00			-					-					-	0		
Leasehold Improvements, Buildings	10609020 00			-					-					-	0		
Other Leasehold Improvements	10609990 00			-					-					-	0		
Office Equipment, Furniture and Fixtures	10605000 00			-					-					-	0		
Office Equipment	10605020 00	2,448,999.83		2,448,999.83	567,946.00	338,904.90	624,317.00		1,531,167.90	567,946.00	100,494.75			668,440.75	917,831.93		
Furniture and Fixtures	10607010 00	10000		10,000.00					-		6,500.00			6,500.00	10,000.00		
IT Equipment and Software, etc.	10605030 00	17,387,590.00	504,347.57	17,891,937.57	1,892,726.55	111,850.00	318,060.00		2,322,636.55	1,892,726.55	1,764,569.90	303,876.00		3,961,172.45	15,569,301.02		
Library Books	10607020 00			-					-			424,379.00		424,379.00	-		
Machinery and Equipment	10605000 00			-					-					-	0		
Machinery	10605010 00	255000		255,000.00					-					-	255,000.00		
Agriculture, Fishery and Forsetry Equipment	10605040 00	15,000.00		15,000.00					-		69,500.00			69,500.00	15,000.00		
Airport Equipment	10605060 00			-					-					-	0		
Communication Equipment	10605070 00			-					-					-	0		
Construction and Heavy Equipment	10605080 00			-					-					-	0		
Firefighting Equipment and Accessories	10605090 01			-					-					-	0		
Hospital Equipment	10605110 00			-					-					-	0		
Medical, Dental and Laboratory Equipment	10605110 00			-		78,590.00	1127125		1,205,715.00					-	(1,205,715.00)		

**SUMMARY OF APPROVED BUDGET, UTILIZATIONS, DISBURSEMENTS AND BALANCES BY OBJECT OF EXPENDITURES
As of September 2015**

Department : SUCs
 Agency : Benguet State University
 Operating Unit : _____
 Organization Code (UACS) : 080170000000

Funding Source Code (as clustered) : Revolving Fund (RF- 161),(RF -163), Special Trust Fund (STF- 164), Trust Fund (TF 911) and Special Projects

Particulars	UACS CODE	Approved Budget			Budget Utilization					Disbursements					BALANCES		
		Approved Budgeted Revenue	Adjustments (Additions, Reductions, Realignment)	Adjusted Budgeted Revenue	1st Quarter	2nd Quarter	3rd Quarter	4th Quarter	Total	1st Quarter	2nd Quarter	3rd Quarter	4th Quarter	Total	Unutilized Budget	Unpaid Utilizations	
					Ending	Ending	Ending	Endin g		Ending	Ending	Ending	Ending			Due and Demandable / Accounts Payable	Not Yet Due and Demandable
1	2	3	4	5=[3+(-)4]	6	7	8	9	10=(6+7+8+9)	11	12	13	14	15=(11+12+13+14)	16=(5-10)	17	18
Military and Police Equipment	10605100 00			-					-					-			
Sports Equipment	10605130 00			-					-					-			
Technical and Scientific Equipment	10605140 00			-					-		136,500.00	1,276,979.00		1,413,479.00			
Other Machinery and Equipment, etc.	10605990 00	460,000.00		460,000.00	30,497.50	110,650.00	220,753.00		361,900.50	30,497.50	197,550.50	88,391.46		316,439.46	98,099.50		
Transportation Equipment	1060600 00			-					-					-			
Motor Vehicles	10606010 00			-					-					-			
Trains	10606020 00			-					-					-			
Aircrafts and Aircrafts Ground Equipment	10606030 00			-					-					-			
Watercrafts	10606040 00			-					-					-			
Other Transportation Equipment, etc	10606990 00			-					-					-			
Other Property, Plant and Equipment	10699990 00			-					-			105,738.00		105,738.00			
Public Infrastructures	10603000 00			-					-					-			
Roads, Highways and Bridges	10603010 00			-					-					-			
Parks, Plazas and Monuments	10603090 00			-					-					-			
Ports, Lighthouses and Harbors	10603990 00			-					-					-			
Artesian Wells, Reservoirs, Pumping Stations and Conduiyd	10603990 00			-					-					-			
Irrigation, Canals and Laterals	10603990 00			-					-					-			
Flood Controls	10603020 00			-					-					-			
Waterways, Aqueducts, Seawalls, River Walls and Others				-					-					-			
Other Public Infrastructures, etc.	10603990 00			-					-					-			
Reforestation Projects-Upland	10603990 00			-					-					-			
Reforestation Projects-Marshland/Swampland	10603990 00			-					-					-			
sub-total . . .		32,661,887.83	3,395,037.35	36,056,925.18	2,934,178.15	1,121,794.90	2,561,565.00	-	6,617,538.05	2,934,178.15	2,275,115.15	2,199,363.46	-	7,408,656.76	29,439,387.13		
GRAND TOTAL		307,622,769.05	27,469,586.16	335,092,355.21	31,830,388.52	43,446,258.99	47,477,517.09	-	122,754,164.60	31,830,388.52	41,978,375.48	40,685,465.53	-	114,494,229.53	212,338,190.61	-	-

Certified Correct:	Certified Correct:	Approved By:
 VERONICA REINA E. AROMIN Budget Officer Date:	 IMELDA B. GALINATO Chief Accountant Date:	 MARY JOY S. RAPUSO Director, FMS Date:
		 ESTRELLITA M. DACLAN Vice President for Admin & Finance Date:
		 BENID. LADILAD Agency Head/Department Secretary Date: