

STATEMENT OF APPROVED BUDGET, UTILIZATIONS, DISBURSEMENTS AND BALANCES  
As of the Quarter Ending March 31, 2017

Department : State Universities and Colleges (SUCs)  
Agency : Benguet State University  
Operating Unit : N/A  
Organization Code (UACS) : 080170000000  
Report Status : SUBMITTED


Particulars	UACS CODE	Approved Budget			Budget Utilization					Disbursements					Balances		
		Approved Budgeted Revenue	Adjustments (Additions, Reductions, Realignment)	Adjusted Budgeted Revenue	1st Quarter Ending March 31	2nd Quarter Ending June 30	3rd Quarter Ending Sept. 30	4th Quarter Ending Dec. 31	Total	1st Quarter Ending March 31	2nd Quarter Ending June 30	3rd Quarter Ending Sept. 30	4th Quarter Ending Dec. 31	Total	Unutilized Budget	Unpaid Utilizations	
																Due and Demandable / Accounts Payable	Not Yet Due and Demandable
1	2	3	4	5=[3+(-)4]	6	7	8	9	10=(6+7+8+9)	11	12	13	14	15=(11+12+13+14)	16=(5-10)	17	18
<b>I. Agency Approved Budget</b>		0	0	0	0	0	0	0	0	0	0	0	0	0	0	0	0
<b>Internally Generated Income</b>	06206441	324,718,367.16	0	324,718,367.16	26,097,483.56	0	0	0	26,097,483.56	34,413,589.12	0	0	0	34,413,589.12	298,620,883.60	0	(8,316,105.56)
<b>General Administration and Support</b>	00000100000000	140,586,616.05	0	140,586,616.05	15,732,792.27	0	0	0	15,732,792.27	15,753,450.85	0	0	0	15,753,450.85	124,853,823.78	0	(20,658.58)
General Management and Supervision	103001000100000	140,586,616.05	0	140,586,616.05	15,732,792.27	0	0	0	15,732,792.27	15,753,450.85	0	0	0	15,753,450.85	124,853,823.78	0	(20,658.58)
PS		1,918,957.00	0	1,918,957.00	10,374.66	0	0	0	10,374.66	21,552.99	0	0	0	21,552.99	1,908,582.34	0	(11,178.33)
MOOE		116,029,707.35	0	116,029,707.35	15,550,403.11	0	0	0	15,550,403.11	14,553,661.11	0	0	0	14,553,661.11	100,479,304.24	0	996,742.00
CO		22,637,951.70	0	22,637,951.70	172,014.50	0	0	0	172,014.50	1,178,236.75	0	0	0	1,178,236.75	22,465,937.20	0	(1,006,222.25)
Support to Operations	00000200000000	28,983,413.34	0	28,983,413.34	240,188.07	0	0	0	240,188.07	4,400,037.94	0	0	0	4,400,037.94	28,743,225.27	0	(4,159,849.87)
Auxiliary Services	264002000100000	28,983,413.34	0	28,983,413.34	240,188.07	0	0	0	240,188.07	4,400,037.94	0	0	0	4,400,037.94	28,743,225.27	0	(4,159,849.87)
PS		60,000.00	0	60,000.00	0	0	0	0	0	66,992.03	0	0	0	66,992.03	60,000.00	0	(66,992.03)
MOOE		21,567,556.50	0	21,567,556.50	240,188.07	0	0	0	240,188.07	3,756,255.72	0	0	0	3,756,255.72	21,327,368.43	0	(3,516,067.65)
CO		7,355,856.84	0	7,355,856.84	0	0	0	0	0	576,790.19	0	0	0	576,790.19	7,355,856.84	0	(576,790.19)
Operations	00000300000000	155,148,337.77	0	155,148,337.77	10,124,503.22	0	0	0	10,124,503.22	14,260,100.33	0	0	0	14,260,100.33	145,023,834.55	0	(4,135,597.11)
<b>MFO 1: HIGHER EDUCATION SERVICES</b>	00000301000000	118,398,014.29	0	118,398,014.29	7,981,980.96	0	0	0	7,981,980.96	10,840,749.84	0	0	0	10,840,749.84	110,416,033.33	0	(2,858,768.88)
Provision of Higher Education Services Including P28,179,000 for Scholarships of Poor and Deserving Students (Expanded Students' Grants-In-Aid Program for Poverty Alleviation-ESGP-PA) and P3,550,000 for Tulong Dunong	264003010100000	118,398,014.29	0	118,398,014.29	7,981,980.96	0	0	0	7,981,980.96	10,840,749.84	0	0	0	10,840,749.84	110,416,033.33	0	(2,858,768.88)
PS		5,570,685.14	0	5,570,685.14	95,788.08	0	0	0	95,788.08	276,063.78	0	0	0	276,063.78	5,474,897.06	0	(180,275.70)
MOOE		76,115,199.37	0	76,115,199.37	7,852,192.88	0	0	0	7,852,192.88	9,285,093.24	0	0	0	9,285,093.24	68,263,006.49	0	(1,432,900.36)
CO		36,712,129.78	0	36,712,129.78	34,000.00	0	0	0	34,000.00	1,279,592.82	0	0	0	1,279,592.82	36,678,129.78	0	(1,245,592.82)
<b>MFO 2: ADVANCED EDUCATION SERVICES</b>	00000302000000	13,533,715.06	0	13,533,715.06	499,951.85	0	0	0	499,951.85	788,569.04	0	0	0	788,569.04	13,033,763.21	0	(288,617.19)
Provision of Advanced Education Services	264003020100000	13,533,715.06	0	13,533,715.06	499,951.85	0	0	0	499,951.85	788,569.04	0	0	0	788,569.04	13,033,763.21	0	(288,617.19)
PS		2,256,863.23	0	2,256,863.23	73,900.00	0	0	0	73,900.00	101,374.64	0	0	0	101,374.64	2,182,963.23	0	(27,474.64)
MOOE		7,028,617.14	0	7,028,617.14	426,051.85	0	0	0	426,051.85	637,325.40	0	0	0	637,325.40	6,602,565.29	0	(211,273.55)
CO		4,248,234.69	0	4,248,234.69	0	0	0	0	0	49,869.00	0	0	0	49,869.00	4,248,234.69	0	(49,869.00)
<b>MFO 3: RESEARCH SERVICES</b>	00000303000000	18,655,936.91	0	18,655,936.91	1,054,090.05	0	0	0	1,054,090.05	1,763,205.38	0	0	0	1,763,205.38	17,601,846.86	0	(709,115.33)
Conduct of Research Services	267003030100000	18,655,936.91	0	18,655,936.91	1,054,090.05	0	0	0	1,054,090.05	1,763,205.38	0	0	0	1,763,205.38	17,601,846.86	0	(709,115.33)
PS		125,000.00	0	125,000.00	0	0	0	0	0	28,577.51	0	0	0	28,577.51	125,000.00	0	(28,577.51)
MOOE		16,834,150.66	0	16,834,150.66	1,054,090.05	0	0	0	1,054,090.05	1,415,666.07	0	0	0	1,415,666.07	15,780,060.61	0	(361,576.02)
CO		1,696,786.25	0	1,696,786.25	0	0	0	0	0	318,961.80	0	0	0	318,961.80	1,696,786.25	0	(318,961.80)
<b>MFO 4: TECHNICAL ADVISORY EXTENSION SERVICES</b>	00000304000000	4,560,671.51	0	4,560,671.51	588,480.36	0	0	0	588,480.36	867,576.07	0	0	0	867,576.07	3,972,191.15	0	(279,095.71)

STATEMENT OF APPROVED BUDGET, UTILIZATIONS, DISBURSEMENTS AND BALANCES  
As of the Quarter Ending March 31, 2017


Department : State Universities and Colleges (SUCs)  
Agency : Benguet State University  
Operating Unit : N/A  
Organization Code (UACS) : 08017000000  
Report Status : SUBMITTED


Particulars	UACS CODE	Approved Budget			Budget Utilization						Disbursements					Balances	
		Approved Revenue	Budgeted Revenue	Adjustments(Additions, Reductions, Realignment)	Adjusted Budgeted Revenue	1st Quarter Ending March 31	2nd Quarter Ending June 30	3rd Quarter Ending Sept. 30	4th Quarter Ending Dec. 31	Total	1st Quarter Ending March 31	2nd Quarter Ending June 30	3rd Quarter Ending Sept. 30	4th Quarter Ending Dec. 31	Total	Unutilized Budget	Unpaid Utilizations
1	2	3	4	5=[3+(-)4]	6	7	8	9	10=(6+7+8+9)	11	12	13	14	15=(11+12+13+14)	16=(5-10)	17	18
Provision of Extension Services	265003040100000	4,560,671.51	0	4,560,671.51	588,480.36	0	0	0	588,480.36	867,576.07	0	0	0	867,576.07	3,972,191.15	0	(279,095.71)
PS		0	0	0	0	0	0	0	0	0	0	0	0	0	0	0	0
MOOE		135,000.00	0	135,000.00	588,480.36	0	0	0	588,480.36	794,261.77	0	0	0	794,261.77	(453,480.36)	0	(205,781.41)
CO		4,425,671.51	0	4,425,671.51	0	0	0	0	0	73,314.30	0	0	0	73,314.30	4,425,671.51	0	(73,314.30)
GRAND TOTAL		324,718,367.16	0	324,718,367.16	26,097,483.56	0	0	0	26,097,483.56	34,413,589.12	0	0	0	34,413,589.12	298,620,883.60	0	(8,316,105.56)
PS		9,931,505.37	0	9,931,505.37	180,062.74	0	0	0	180,062.74	494,560.95	0	0	0	494,560.95	9,751,442.63	0	(314,498.21)
MOOE		237,710,231.02	0	237,710,231.02	25,711,406.32	0	0	0	25,711,406.32	30,442,263.31	0	0	0	30,442,263.31	211,998,824.70	0	(4,730,856.99)
FinEx		0	0	0	0	0	0	0	0	0	0	0	0	0	0	0	0
CO		77,076,630.77	0	77,076,630.77	206,014.50	0	0	0	206,014.50	3,476,764.86	0	0	0	3,476,764.86	76,870,616.27	0	(3,270,750.36)


This report was generated using the Unified Reporting System

Certified Correct:  
  
VERONICA REINA E. AROMIN  
Budget Officer  
Date:

Certified Correct:  
  
IMELDA B. GALINATO  
Chief Accountant  
Date:

Recommending Approval:  
  
MARY JOY S. RAPUSO  
Chief Administrative Officer  
Date:

  
ESTRELLITA M. DACLAN  
Vice President for Admin & Finance  
Date:

Approved By:  
  
FELICIANO G. CALORA JR.  
Agency Head/Department Secretary  
Date: