

STATEMENT OF APPROVED BUDGET, UTILIZATIONS, DISBURSEMENTS AND BALANCES
As of the Quarter Ending September 2015


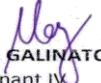



Department : SUC's
 Agency : BENGUET STATE UNIVERSITY
 Operating Unit :
 Organization Code (UACS) : 08017000000
 Funding Source Code (as clustered) : Revolving Fund (RF- 161),(RF -163), Special Trust Fund (STF- 164), Trust Fund (TF 911) and Special Projects

Particulars	UACS CODE	Approved Budget			Budget Utilization					Disbursements				BALANCES			
		Approved Budgeted Revenue	Adjustments (Additions, Reductions, Realignment)	Adjusted Budgeted Revenue	1st Quarter	2nd Quarter	3rd Quarter	4th Quarter	Total	1st Quarter	2nd Quarter	3rd Quarter	4th Quarter	Total	Unutilized Budget	Unpaid	
					Ending	Ending	Ending	Ending		Ending	Ending	Ending	Ending			Ending	Ending
1	2	3	4	5=[3+(-)4]	6	7	8	9	10=(6+7+8+9)	11	12	13	14	15=(11+12+13+14)	16=(5-10)	17	18
I. Agency Approved Budget	1 01 101																
General Administration and Support																	
General Administration and Supervision	1 00 000000																
PAP	1 00 010000																
PS	5 01 000000	11,480,284.04		11,480,284.04	1,159,513.02	1,269,395.18	1,384,440.54		3,813,348.74	1,159,513.02	1,769,571.70	1,486,706.32		4,415,791.04	7,666,935.30		
MOOE	5 02 000000	84,285,200.01	5,506,754.71	89,791,954.72	14,788,965.61	21,145,312.88	23,920,704.21		59,854,982.70	14,788,965.61	21,426,088.38	20,245,588.66		56,460,642.65	29,936,972.02		
CO	5 06 000000	7,459,590.00	954,327.53	8,413,917.53	556,785.00	330,113.90	429,167.00		1,316,065.90	556,785.00	343,164.90	304,781.46		1,204,731.36	7,097,851.63		
Subtotal		103,225,074.05	6,461,082.24	109,686,156.29	16,505,263.63	22,744,821.96	25,734,311.75	-	64,984,397.34	16,505,263.63	23,538,824.98	22,037,076.44	-	62,081,165.05	44,701,758.95	-	-
Support to Operations	2 00 000000																
PAP	2 00 010000																
PS	5 01 000000			-					-		87,224.00	20,000.00		107,224.00	-		
MOOE	5 02 000000	2,799,545.36	887,504.60	3,687,049.96	565,903.61	2,010,221.81	748,568.82		3,324,694.24	565,903.61	1,462,071.51	1,897,318.25		3,925,293.37	362,355.72		
CO	5 06 000000				147,599.70	66,490.00	412,963.00		627,052.70	147,599.70	457,978.70	1,017,561.00		1,623,139.40	(627,052.70)		
Subtotal		2,799,545.36	887,504.60	3,687,049.96	713,503.31	2,076,711.81	1,161,531.82	-	3,951,746.94	713,503.31	2,007,274.21	2,934,879.25	-	5,655,656.77	(264,696.98)	-	-
Operations	3 00 000000																
MFO 1 - Higher Education Services	3 01 000000																
PAP	3 01 01 0000																
PS	5 01 000000	8,194,201.09	2,943,487.00	11,137,688.09	1,009,875.69	2,905,173.74	1,384,398.94		5,299,448.37	1,009,875.69	3,989,265.07	970,667.34		5,969,808.10	5,838,239.72		
MOOE	5 02 000000	146,674,103.61	11,622,084.00	158,296,187.61	7,004,016.67	8,694,449.36	11,813,512.84		27,511,978.87	7,004,016.67	6,042,350.42	7,350,638.18		20,397,005.27	130,784,208.74		
CO	5 06 000000	23,150,298.00	691,032.70	23,841,330.70	1,926,993.35	129,600.00	1,672,185.00		3,728,778.35	1,926,993.35	1,600,074.30	757,750.00		4,284,817.65	20,112,552.35		
Subtotal		178,018,602.70	15,256,603.70	193,275,206.40	9,940,885.71	11,729,223.10	14,870,096.78	-	36,540,205.59	9,940,885.71	11,631,689.79	9,079,055.52	-	30,651,631.02	156,735,000.81	-	-
MFO 2 - Advanced Education Services	3 02 000000																
PS	5 01 000000	3,304,355.70		3,304,355.70	1,641,430.36	1,806,602.56	1,819,738.29		5,267,771.21	1,641,430.36	1,349,295.95	1,888,138.29		4,878,864.60	(1,963,415.51)		
MOOE	5 02 000000	1,333,116.84	422,621.24	1,755,738.08	594,309.66	810,720.07	673,256.55		2,078,286.28	594,309.66	623,996.84	641,956.55		1,860,263.05	(322,548.20)		
CO	5 06 000000								-								
Subtotal		4,637,472.54	422,621.24	5,060,093.78	2,235,740.02	2,617,322.63	2,492,994.84	-	7,346,057.49	2,235,740.02	1,973,292.79	2,530,094.84	-	6,739,127.65	(2,285,963.71)	-	-
MFO 3 - Research Services	3 03 000000																
PS	5 01 000000	1,235,772.98		1,235,772.98	60,350.00	137,020.00	96,785.00		294,155.00	60,350.00	175,577.00	146,450.00		382,377.00	941,617.98		
MOOE	5 02 000000	13,293,383.86	2,396,262.41	15,689,646.27	1,964,319.34	3,311,574.42	2,831,228.89		8,107,122.65	1,964,319.34	2,157,446.84	3,660,169.48		7,781,935.66	7,582,523.62		
CO	5 06 000000	2,051,999.83	1,749,677.12	3,801,676.95	219,673.60	574,441.00	47,250.00		841,364.60	219,673.60	108,692.25	105,500.00		433,865.85	2,960,312.35		
Subtotal		16,581,156.67	4,145,939.53	20,727,096.20	2,244,342.94	4,023,035.42	2,975,263.89	-	9,242,642.25	2,244,342.94	2,441,716.09	3,912,119.48	-	8,598,178.51	11,484,453.95	-	-
MFO 4 - Extension Services	3 04 000000																
PS	5 01 000000	64,479.19		64,479.19	6,000.00				6,000.00	6,000.00	33,200.00	40,000.00		79,200.00	58,479.19		
MOOE	5 02 000000	2,296,438.54	295,834.87	2,592,273.41	119,568.91	233,994.07	243,318.01		596,880.99	119,568.91	276,793.62	138,469.00		534,831.53	1,995,392.42		
CO	5 06 000000				65,084.00	21,150.00			86,234.00	65,084.00	75,584.00	13,771.00		154,439.00	(86,234.00)		
GRAND TOTAL		307,622,769.05	27,469,586.16	335,092,355.21	31,830,388.52	43,446,258.99	47,477,517.09	-	122,754,164.60	31,830,388.52	41,978,375.48	40,685,465.53	-	114,494,229.53	212,338,190.61	-	-

STATEMENT OF APPROVED BUDGET, UTILIZATIONS, DISBURSEMENTS AND BALANCES
As of the Quarter Ending September 2015

Department : SUC's
 Agency : BENGUET STATE UNIVERSITY
 Operating Unit :
 Organization Code (UACS) : 080170000000
 Funding Source Code (as clustered) : Revolving Fund (RF- 161),(RF -163), Special Trust Fund (STF- 164), Trust Fund (TF 911) and Special Projects

Particulars	UACS CODE	Approved Budget			Budget Utilization					Disbursements				BALANCES			
		Approved Budgeted Revenue	Adjustments (Additions, Reductions, Realignment)	Adjusted Budgeted Revenue	1st Quarter	2nd Quarter	3rd Quarter	4th Quarter	Total	1st Quarter	2nd Quarter	3rd Quarter	4th Quarter	Total	Unutilized Budget	Unpaid	
					Ending	Ending	Ending	Ending		Ending	Ending	Ending	Ending			Ending	Ending
1	2	3	4	5=[3+(-)4]	6	7	8	9	10=(6+7+8+9)	11	12	13	14	15=(11+12+13+14)	16=(5-10)	17	18
PS																	
PS	5 01 00000 00	24,279,093.00	2,943,487.00	27,222,580.00	3,877,169.07	6,118,191.48	4,685,362.77	-	14,680,723.32	3,877,169.07	7,404,133.72	4,551,961.95	-	15,833,264.74	12,541,856.68		
MOOE	5 02 00000 00	250,681,788.22	21,131,061.81	271,812,850.03	25,037,083.80	36,206,272.61	40,230,589.32	-	101,473,945.73	25,037,083.80	31,988,747.61	33,934,140.12	-	90,959,971.53	170,338,904.30		
CO	5 06 00000 00	32,661,887.83	3,395,037.35	36,056,925.18	2,916,135.65	1,121,794.90	2,561,565.00	-	6,599,495.55	2,916,135.65	2,585,494.15	2,199,363.46	-	7,700,993.26	29,457,429.63		
Recapitulation by MFO:																	
MFO 1 - Higher Education	3 01 000000	178,018,602.70	15,256,603.70	193,275,206.40	9,940,885.71	11,729,223.10	14,870,096.78	-	36,540,205.59	9,940,885.71	11,631,689.79	9,079,055.52	-	30,651,631.02	156,735,000.81		
MFO 2 - Advanced Education	3 02 000000	4,637,472.54	422,621.24	5,060,093.78	2,235,740.02	2,617,322.63	2,492,994.84	-	7,346,057.49	2,235,740.02	1,973,292.79	2,530,094.84	-	6,739,127.65	(2,285,963.71)		
MFO 3 - Research Services	3 03 000000	16,581,156.67	4,145,939.53	20,727,096.20	2,244,342.94	4,023,035.42	2,975,263.89	-	9,242,642.25	2,244,342.94	2,441,716.09	3,912,119.48	-	8,598,178.51	11,484,453.95		
MFO 4 - Extension Services	3 04 000000	2,360,917.73	295,834.87	2,656,752.60	190,652.91	255,144.07	243,318.01	-	689,114.99	190,652.91	385,577.62	192,240.00	-	768,470.53	1,967,637.61		
GRAND TOTAL		201,598,149.64	20,120,999.33	221,719,148.97	14,611,621.58	18,624,725.22	20,581,673.52	-	53,818,020.32	14,611,621.58	16,432,276.29	15,713,509.84	-	46,757,407.71	167,901,128.65	-	-
OF WHICH:																	
Major Programs/Projects																	
KRA No. 1 - Anti-Corruption, Transparent, Accountable and Participatory Governance																	
Program Budgeting:																	
MPP																	
Other Major Programs and Projects and monitored by the President through PMS																	
PAP																	
MFO 1 - Higher Education	3 01 000000	178,018,602.70	15,256,603.70	193,275,206.40	9,940,885.71	11,729,223.10	14,870,096.78	-	36,540,205.59	9,940,885.71	11,631,689.79	9,079,055.52	-	30,651,631.02	156,735,000.81		
MFO 2 - Advanced Education	3 02 000000	4,637,472.54	-	5,060,093.78	2,235,740.02	2,617,322.63	2,492,994.84	-	7,346,057.49	2,235,740.02	1,973,292.79	2,530,094.84	-	6,739,127.65	(2,285,963.71)		
MFO 3 - Research Services	3 03 000000	16,581,156.67	-	20,727,096.20	2,244,342.94	4,023,035.42	2,975,263.89	-	9,242,642.25	2,244,342.94	2,441,716.09	3,912,119.48	-	8,598,178.51	-		
MFO 4 - Extension Services	3 04 000000	2,360,917.73	-	2,656,752.60	190,652.91	255,144.07	243,318.01	-	689,114.99	190,652.91	385,577.62	192,240.00	-	768,470.53	11,484,453.95		
GRAND TOTAL		201,598,149.64	15,256,603.70	221,719,148.97	14,611,621.58	18,624,725.22	20,581,673.52	-	53,818,020.32	14,611,621.58	16,432,276.29	15,713,509.84	-	46,757,407.71	165,933,491.04	-	-

Certified Correct:	Certified Correct:	Recommending Approval:	Approved By:
			
VERONICA REINA E. AROMIN	IMELDA B. GALINATO	MARY JOY S. RAPUSO	ESTRELLITA M. DACLAN
Budget Officer	Accountant IV	Director, FMS	Vice President for Admin & Finance
Date:	Date:	Date:	Date:
			
			BEN D. LADILAD
			Agency Head/Department Secretary
			Date: