






**STATEMENT OF APPROVED BUDGET, UTILIZATIONS, DISBURSEMENTS AND BALANCES**  
As of the Quarter Ending JUNE, 2015

Department : SUC's  
 Agency : BENGUET STATE UNIVERSITY  
 Operating Unit : \_\_\_\_\_  
 Organization Code (UAC : 08017000000)  
 Funding Source Code (as clustered) : GENERAL FUND 101

Particulars	UACS CODE	Approved Budget			Budget Utilization					Disbursements					BALANCES		
		Approved Budgeted Revenue	Adjustments (Additions, Reductions, Realignment)	Adjusted Budgeted Revenue	1st Quarter	2nd Quarter	3rd Quarter	4th Quarter	Total	1st Quarter	2nd Quarter	3rd Quarter	4th Quarter	Total	Unutilized Budget	Unpaid Utilizations	
					Ending	Ending	Ending	Ending		Ending	Ending	Ending	Ending			Due and Demandable / Accounts Payable	Not Yet Due and Demandable
1	2	3	4	5=[3+(-)4]	6	7	8	9	10=(6+7+8+9)	11	12	13	14	15=(11+12+13+14)	16=(5-10)	17	18
<b>I. Agency Approved Budget</b>	1 01 101																
<i>General Administration and Support</i>																	
General Administration and Supervision	1 00 000000																
PAP	1 00 010000																
PS	5 01 000000			-										-	-		
MOOE	5 02 000000	19,806,718.43	5,506,754.71	25,313,473.13	4,433,669.73	6,076,561.49			10,510,231.22					-	14,803,241.91		
CO	5 06 000000	6,237,590.00	954,327.53	7,191,917.53	556,785.00	170,289.90			727,074.90					-	6,464,842.63		
<b>Subtotal</b>		<b>26,044,308.43</b>	<b>6,461,082.24</b>	<b>32,505,390.66</b>	<b>4,990,454.73</b>	<b>6,246,851.39</b>	-	-	<b>11,237,306.12</b>	-	-	-	-	-	<b>21,268,084.54</b>	-	-
Support to Operations	2 00 000000																
PAP	2 00 010000																
PS	5 01 000000			-										-	-		
MOOE	5 02 000000	2,799,545.36	887,504.60	3,687,049.96	565,903.61	2,010,221.81								-	3,687,049.96		
CO	5 06 000000				147,599.70	66,490.00								-			
<b>Subtotal</b>		<b>2,799,545.36</b>	<b>887,504.60</b>	<b>3,687,049.96</b>	<b>713,503.31</b>	<b>2,076,711.81</b>	-	-	<b>2,790,215.12</b>	-	-	-	-	-	<b>896,834.84</b>	-	-
Operations	3 00 000000																
MFO 1 - Higher Education Services	3 01 000000																
PAP	3 01 01 0000																
PS	5 01 000000	7,710,163.30	2,943,487.00	10,653,650.30	981,875.69	2,824,373.74			3,806,249.43					-	6,847,400.87		
MOOE	5 02 000000	146,273,149.10	11,622,084.00	157,895,233.10	7,002,792.07	8,544,078.06			15,546,870.13					-	142,348,362.97		
CO	5 06 000000	23,115,298.00	691,032.70	23,806,330.70	1,926,993.35	129,600.00			2,056,593.35					-	21,749,737.35	-	-
<b>Subtotal</b>		<b>177,098,610.40</b>	<b>15,256,603.70</b>	<b>192,355,214.10</b>	<b>9,911,661.11</b>	<b>11,498,051.80</b>	-	-	<b>21,409,712.91</b>	-	-	-	-	-	<b>170,945,501.19</b>	-	-
MFO 2 - Advanced Education Services	3 02 000000																
PS	5 01 000000	3,304,355.70		3,304,355.70	1,641,430.36	1,806,602.56			3,448,032.92					-	(143,677.22)		
MOOE	5 02 000000	1,333,116.84	422,621.24	1,755,738.08	594,309.66	810,720.07			1,405,029.73					-	350,708.35		
CO	5 06 000000													-			
<b>Subtotal</b>		<b>4,637,472.54</b>	<b>422,621.24</b>	<b>5,060,093.78</b>	<b>2,235,740.02</b>	<b>2,617,322.63</b>	-	-	<b>4,853,062.65</b>	-	-	-	-	-	<b>207,031.13</b>	-	-
MFO 3 - Research Services	3 03 000000																
PS	5 01 000000																
MOOE	5 02 000000	9,258,772.48	2,396,262.41	11,655,034.89	1,848,947.65	2,718,499.62			4,567,447.27					-	7,087,587.62		
CO	5 06 000000	1,600,000.00	1,749,677.12	3,349,677.12	3,349,677.12	563,241.00								-	3,349,677.12		
<b>Subtotal</b>		<b>10,858,772.48</b>	<b>4,145,939.53</b>	<b>15,004,712.01</b>	<b>1,848,947.65</b>	<b>3,281,740.62</b>	-	-	<b>5,130,688.27</b>	-	-	-	-	-	<b>9,874,023.74</b>	-	-
MFO 4 - Extension Services	3 04 000000																
PS	5 01 000000																
MOOE	5 02 000000	933,181.79	295,834.87	1,229,016.66	89,168.91	233,994.07			323,162.98					-	14,681,549.03		
CO	5 06 000000					21,150.00								-			
<b>GRAND TOTAL</b>		<b>222,371,891.00</b>	<b>27,469,586.16</b>	<b>263,617,172.52</b>	<b>19,789,475.73</b>	<b>25,975,822.32</b>	-	-	<b>42,390,691.93</b>	-	-	-	-	-	<b>221,226,480.59</b>		
PS																	
PS	5 01 000000	11,014,519.00	2,943,487.00	13,958,006.00	2,623,306.05	4,630,976.30			7,254,282.35					-	6,703,723.65		
MOOE	5 02 000000	180,404,484.00	21,131,061.81	215,311,241.17	14,534,791.63	20,394,075.12			32,352,741.33					-	182,958,499.84		
CO	5 06 000000	30,952,888.00	3,395,037.35	34,347,925.35	2,631,378.05	950,770.90			2,783,668.25					-	31,564,257.10		
<b>Recapitulation by MFO:</b>																	
<b>MFO 1 - Higher Education</b>	3 01 000000	177,098,610.40	15,256,603.70	192,355,214.10	9,911,661.11	11,498,051.80	-	-	21,409,712.91	-	-	-	-	-	170,945,501.19		

MFO 2 - Advanced Education	3 02 000000	4,637,472.54	422,621.24	5,060,093.78	2,235,740.02	2,617,322.63	-	-	4,853,062.65	-	-	-	-	-	207,031.13	-	-
MFO 3 - Research Services	3 03 000000	10,858,772.48	4,145,939.53	15,004,712.01	1,848,947.65	3,281,740.62	-	-	5,130,688.27	-	-	-	-	-	10,437,264.74	-	-
MFO 4 - Extension Services	3 04 000000	933,181.79	295,834.87	15,004,712.01	89,168.91	255,144.07	-	-	344,312.98	-	-	-	-	-	14,681,549.03	-	-
<b>GRAND TOTAL</b>		<b>193,528,037.21</b>	<b>20,120,999.33</b>	<b>227,424,731.90</b>	<b>14,085,517.69</b>	<b>17,652,259.12</b>	-	-	<b>31,737,776.81</b>	-	-	-	-	-	-	-	-
<b>OF WHICH:</b>																	
<b>Major Programs/Projects</b>																	
<b>KRA No. 1 - Anti-Corruption, Transparent, Accountable and Participatory Governance</b>																	
<b>Program Budgeting:</b>																	
MPP																	
<b>Other Major Programs and Projects and monitored by the President through PMS</b>																	
PAP																	
MFO 1 - Higher Education	3 01 000000	177,098,610.40	15,256,603.70	192,355,214.10	9,911,661.11	11,498,051.80	-	-	21,409,712.91	-	-	-	-	-	170,945,501.19	-	-
MFO 2 - Advanced Education	3 02 000000	4,637,472.54	-	5,060,093.78	2,235,740.02	2,617,322.63	-	-	4,853,062.65	-	-	-	-	-	207,031.13	-	-
MFO 3 - Research Services	3 03 000000	10,858,772.48	-	15,004,712.01	1,848,947.65	3,281,740.62	-	-	5,130,688.27	-	-	-	-	-	-	-	-
MFO 4 - Extension Services	3 04 000000	933,181.79	-	15,004,712.01	89,168.91	255,144.07	-	-	344,312.98	-	-	-	-	-	10,437,264.74	-	-
<b>GRAND TOTAL</b>		<b>193,528,037.21</b>	<b>15,256,603.70</b>	<b>227,424,731.90</b>	<b>14,085,517.69</b>	<b>17,652,259.12</b>	-	-	<b>31,737,776.81</b>	-	-	-	-	-	<b>181,589,797.05</b>	-	-

<b>Certified Correct:</b>	<b>Certified Correct:</b>	<b>Recommending Approval:</b>	<b>Approved By:</b>
			
<b>VERONICA REINA E. AROMIN</b>	<b>IMELDA B. GALINATO</b>	<b>MARY JOY S. RAPUSO</b>	<b>ESTRELLITA M. DACLAN</b>
Budget Officer	Chief Accountant	Director, FMS	Vice President for Admin & Finance
Date:	Date:	Date:	Date:
			
			<b>BEN D. LADILAD</b>
			Agency Head/Department Secretary
			Date: